

Scholar Productivity: How to Create Scholar Impact Reports

(h-index, Google Scholar Report, and RG Score)

Monit Cheung, PhD, LCSW, Mary R. Lewis Endowed Professor in Children & Youth
Director, Child & Family Center for Innovative Research

Patrick Leung, PhD, Gerson & Sabina David Endowed Professor for Global Aging
Director, International Office of Social Work Education

Graduate College of Social Work
University of Houston
Houston, TX 77204-4013
© 2012; 2015; 2016; 2017; 2018; February 2021

Welcome to the Powerhouse.

UNIVERSITY of HOUSTON

Purpose

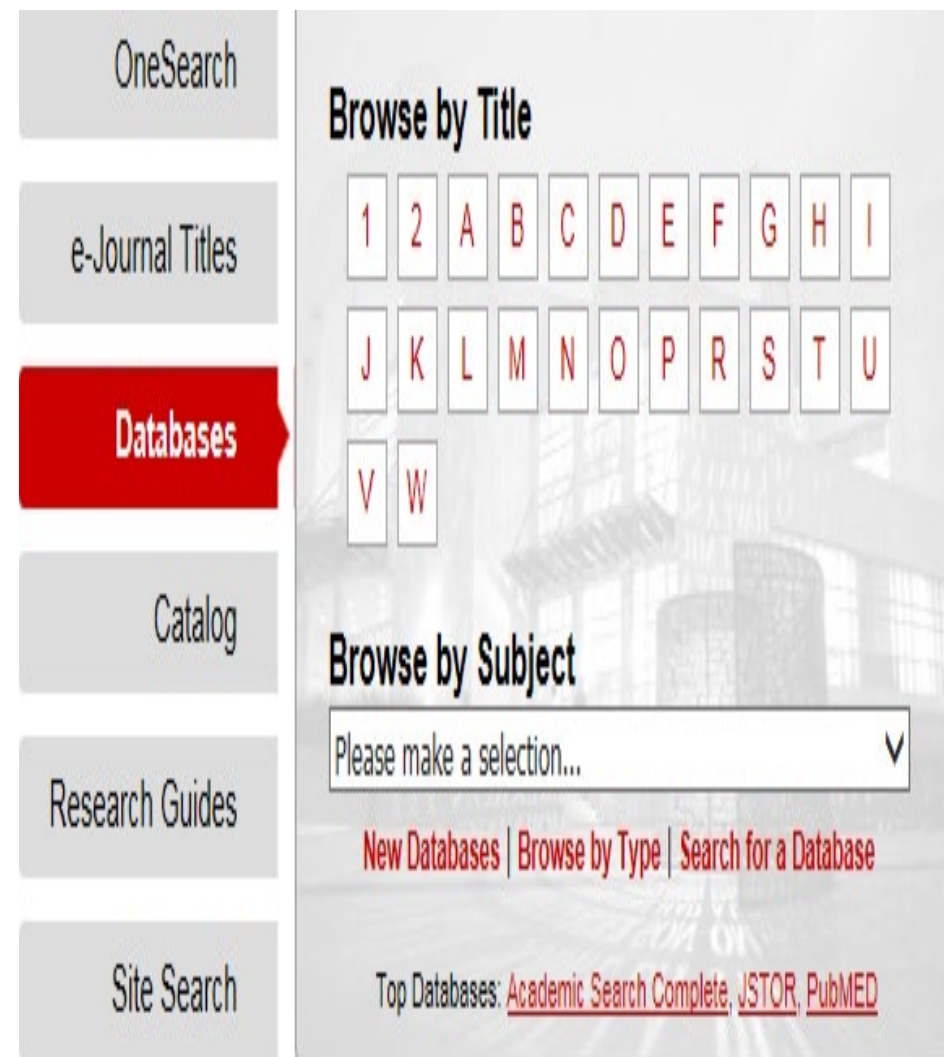
This demonstration aims to:

- Show the search functions in *Web of Science* and *Scopus* to evaluate a scholar's impact from their journal productivity and citation reports.
- Highlight the importance of preparing your own “Citation Reports.”
- Create a “Google Scholar” Report.
- Create a “Research Gate” Report.

Web of Science

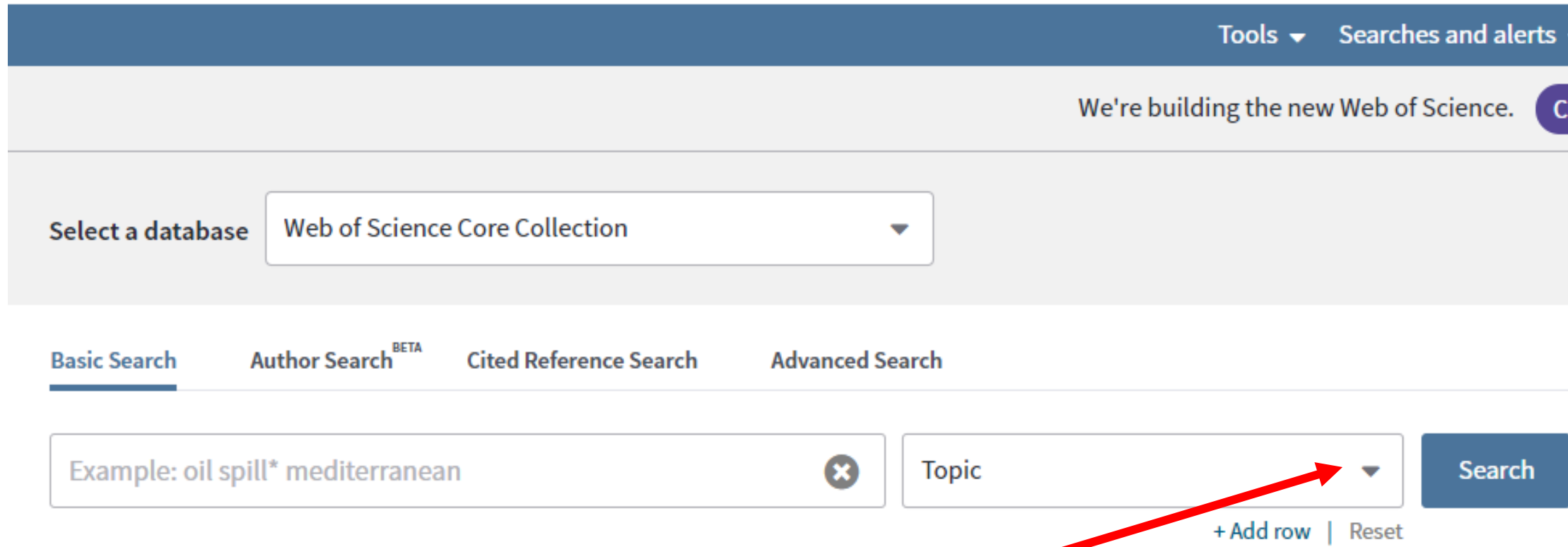
1. Go to your university library databases and find “Web of Science”

- E.g., University of Houston
 - <https://libraries.uh.edu>
 - Databases
 - **W**: Scroll down to **Web of Science** (if asked, sign in with your UH account)



Web of Science

2. Under “Basic Search”, type scholar’s name and choose “Author” Web of Science



Tools ▾ Searches and alerts

We're building the new Web of Science.

Select a database Web of Science Core Collection ▾

Basic Search Author Search^{BETA} Cited Reference Search Advanced Search

Example: oil spill* mediterranean × Topic ▾ Search

+ Add row | Reset

Click here and change “Topic” to
“Author”

Scholarship Productivity

Web of Science

Tools ▾ Searches and alerts

We're building the new Web of Science.

Select a database

Basic Search **Author Search^{BETA}** Cited Reference Search Advanced Search

Select from Index + Add row | Reset

3. Make sure to include all names used by this person

Basic Search

Author Search ^{BETA}

Cited Reference Search

Advanced Search

Scholar's name or Scholar's name2 or Name3

Author

Search

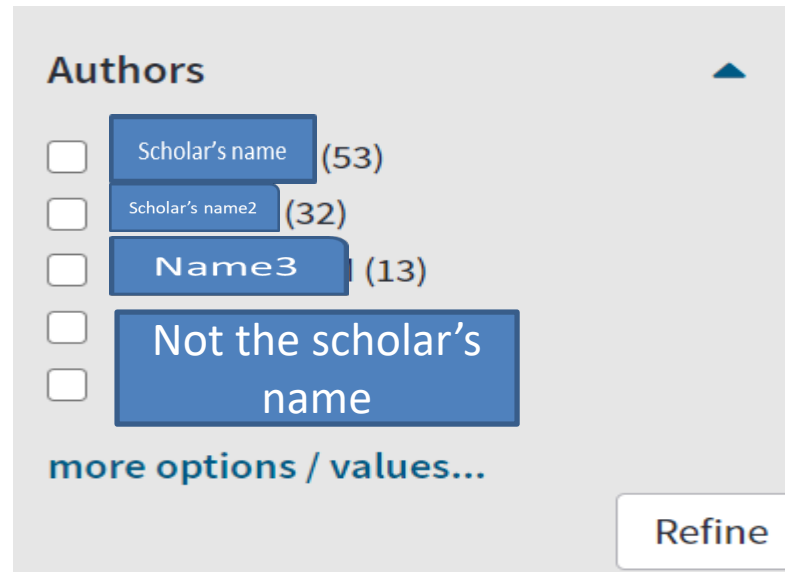
Select from Index

+ Add row | Reset

4. If the same name appears being used by different individuals...

Use “**Refine**” function (click at the categories on the left column of the page where articles are listed)

- E.g., “Authors” (check the name(s))
- “Web of Science Categories”



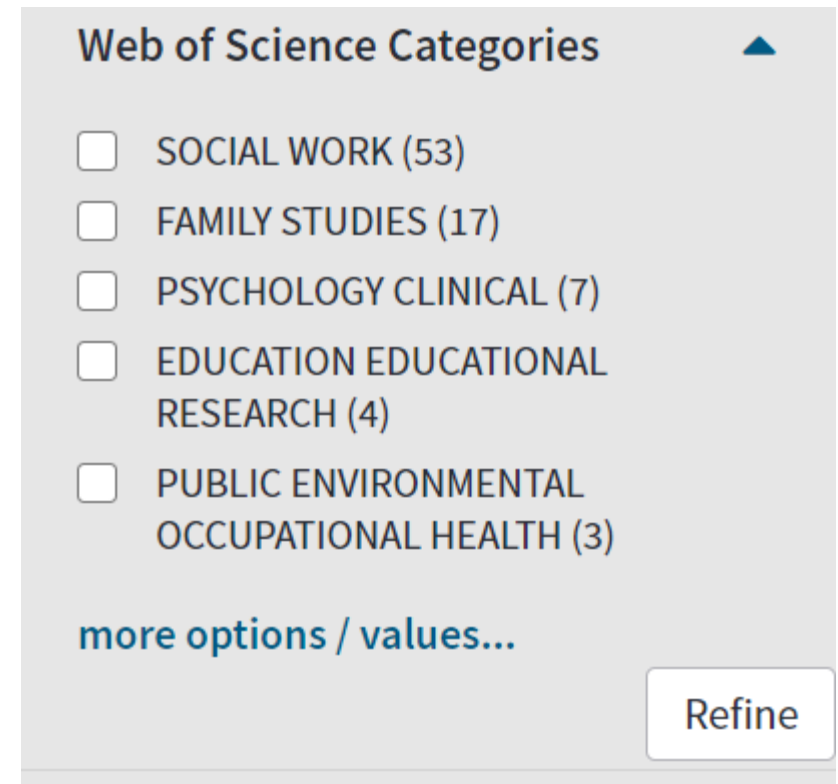
Authors ▲

- Scholar's name (53)
- Scholar's name2 (32)
- Name3 (13)
- Not the scholar's name

[more options / values...](#)

Refine

(c) Dr. Cheung & Leung



Web of Science Categories ▲



- SOCIAL WORK (53)
- FAMILY STUDIES (17)
- PSYCHOLOGY CLINICAL (7)
- EDUCATION EDUCATIONAL RESEARCH (4)
- PUBLIC ENVIRONMENTAL OCCUPATIONAL HEALTH (3)

[more options / values...](#)


Refine

“Author Search” Example


Results: 53
(from Web of Science Core Collection)

Sort by: Date  Times Cited Usage Count Relevance More 


◀ 1 of 6


 View author record(s) for:
Scholar's name




You searched for: AUTHOR: Scholar's name
Scholar's name .More


 Create an alert



Refine Results

Search within results for... 


Select Page  Export...

1. **The "men in grief" phenomenon among suicide bereaved Chinese men in Hong Kong**
By: Scholar's name
DEATH STUDIES
 Early Access: NOV 2020
 Find This Item 

2. **Who Is Citing Your Work? Journals With Impact Factor and h-Index in Social Work and Related Fields**
By: 

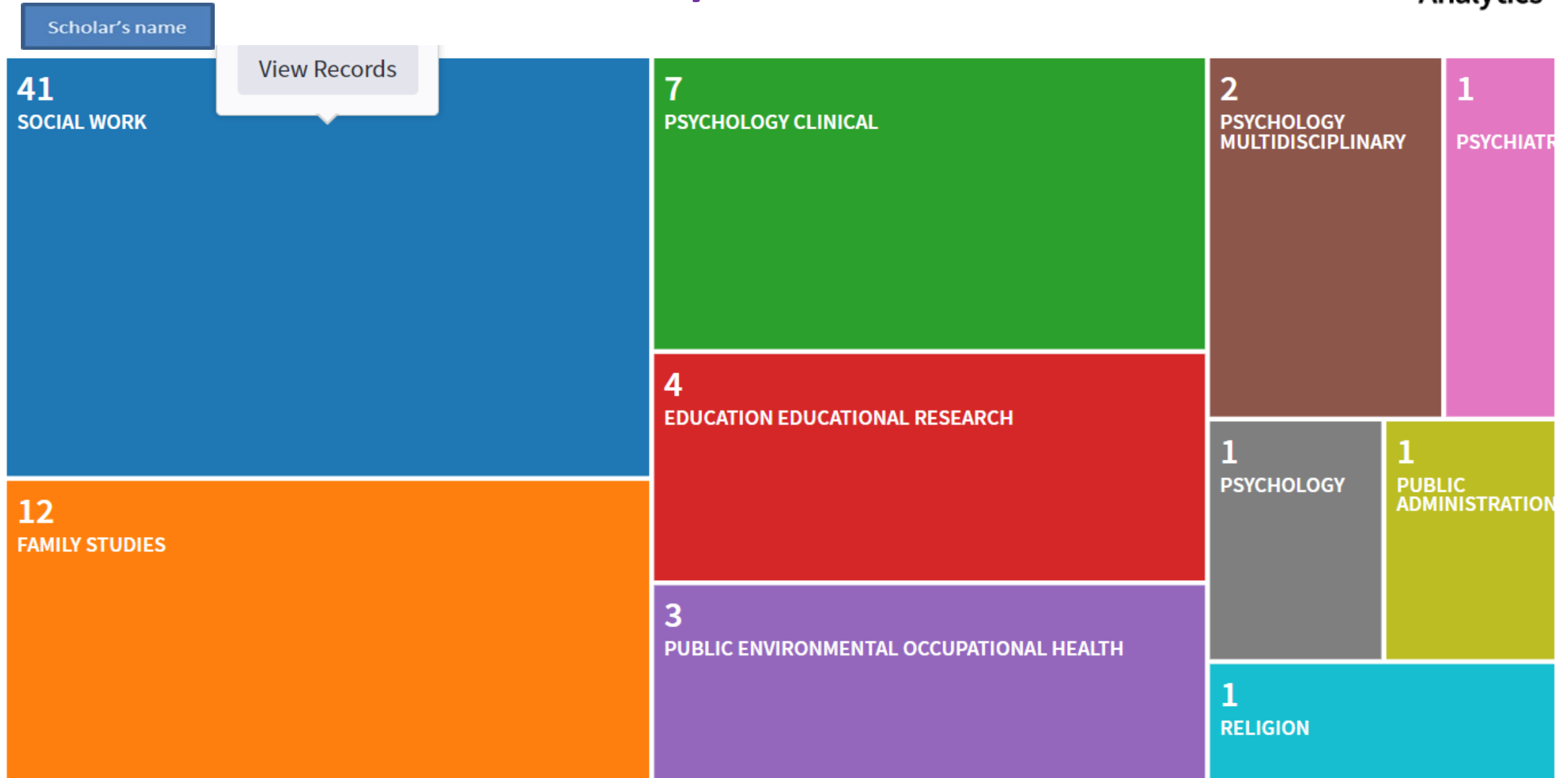
 Analyze Results
 Create Citation Report

Times Cited: 0
(from Web of Science Core Collection)

Usage Count 

Times Cited: 0
(from Web of Science Core Collection)

5. Analyze Results...



6. Create Citation Report...

Web of Science

Search Search Results Tools Search

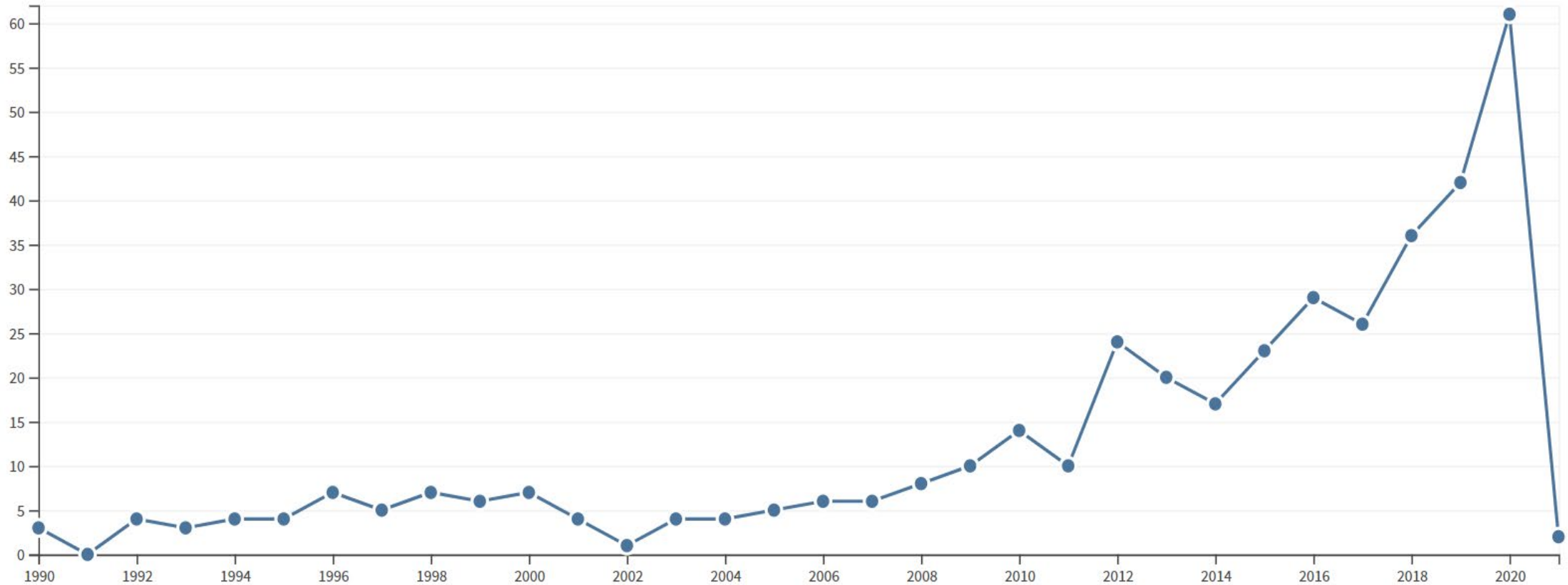
Citation report for 66 results from Web of Science Core Collection between 1955 and 2021

You searched for: AUTHOR: Scholar's name(s) ...More



7. Include the 10-year publication trend

Sum of Times Cited per Year



8. Check your publications sorted by “Times Cited”

Sort by: **Times Cited** ↓ Date More ▾

◀ 1 of 7 ▶

Can find previous years by clicking at the blue arrow

How are these totals calculated?

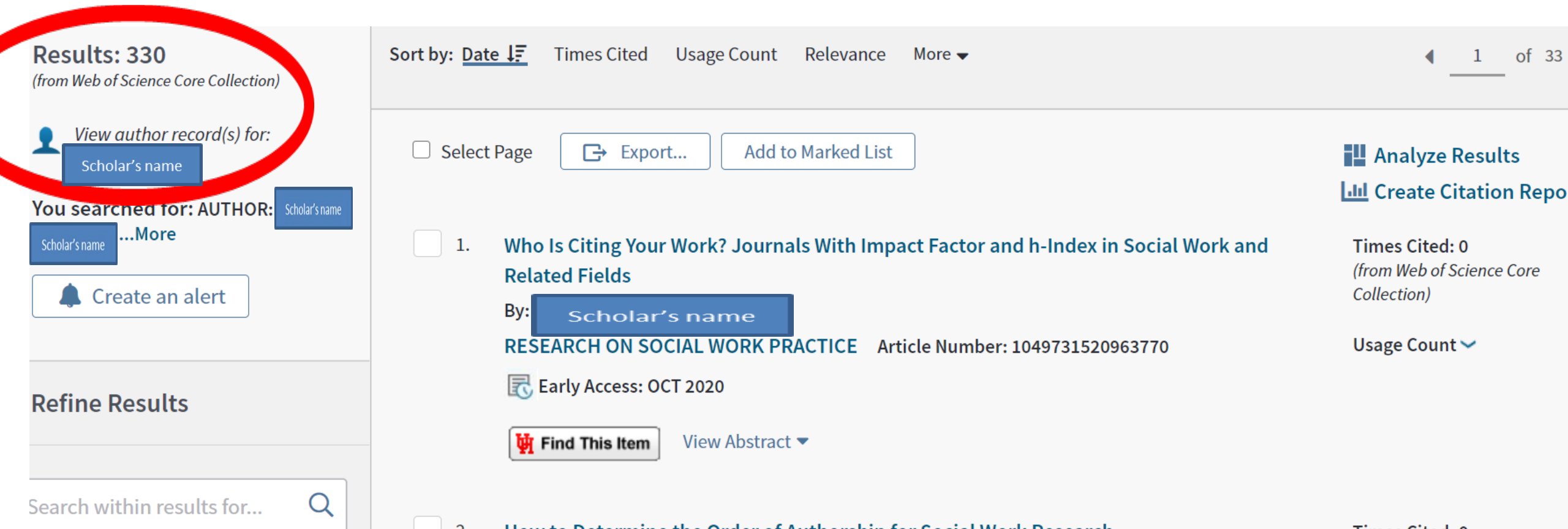
Use the checkboxes to remove individual items from this Citation Report

or restrict to items published between 1955 and 2021 Go

	2017	2018	2019	2020	2021	Total	Average Citations per Year
<input type="checkbox"/> 1. HELP-SEEKING AMONG MALE VICTIMS OF PARTNER ABUSE: MEN'S HARD TIMES By: Scholar's name JOURNAL OF INTERPERSONAL VIOLENCE Volume: 38 Issue: 6 Pages: 769-780 Published: AUG 2010	26	36	42	61	2	402	12.56
<input type="checkbox"/> 2. COMPETENCE-BASED EVALUATION OF INTERVIEWING SKILLS IN CHILD SEXUAL ABUSE CASES By: Scholar's name SOCIAL WORK RESEARCH & ABSTRACTS Volume: 28 Issue: 3 Pages: 11-16 Published: SEP 1992	5	8	7	14	0	51	4.25
<input type="checkbox"/> 3. INTERDISCIPLINARY RELATIONSHIPS BETWEEN SOCIAL-WORK AND OTHER DISCIPLINES - A CITATION STUDY	1	0	2	0	0	30	1.00
	0	0	0	0	0	28	0.88

9. Check the Scholar Record when the name is used by more than one scholar

- Example



Results: 330
(from Web of Science Core Collection)

View author record(s) for:
Scholar's name

You searched for: AUTHOR: Scholar's name
Scholar's name ...More

Create an alert

Refine Results

Search within results for...

Sort by: Date Times Cited Usage Count Relevance More

1 of 33

Select Page Export... Add to Marked List

1. Who Is Citing Your Work? Journals With Impact Factor and h-Index in Social Work and Related Fields
By: Scholar's name
RESEARCH ON SOCIAL WORK PRACTICE Article Number: 1049731520963770
Early Access: OCT 2020
Find This Item View Abstract

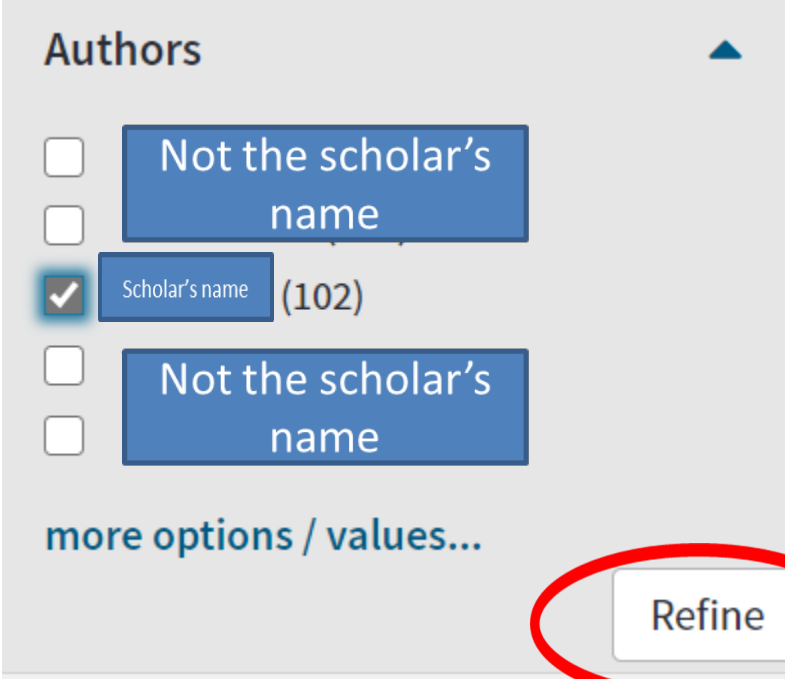
Analyze Results
Create Citation Repo

Times Cited: 0
(from Web of Science Core Collection)

Usage Count

Use “REFINE”

Step 1: Authors



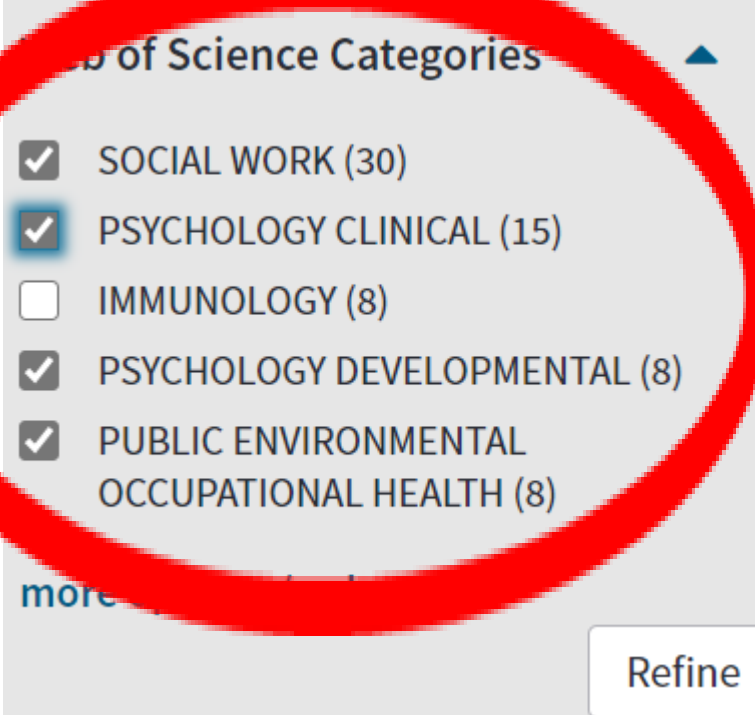
Authors

- Not the scholar's name
- Scholar's name (102)
- Not the scholar's name

[more options / values...](#)

Refine

Step 2: Check if “Categories” are relevant to this scholar



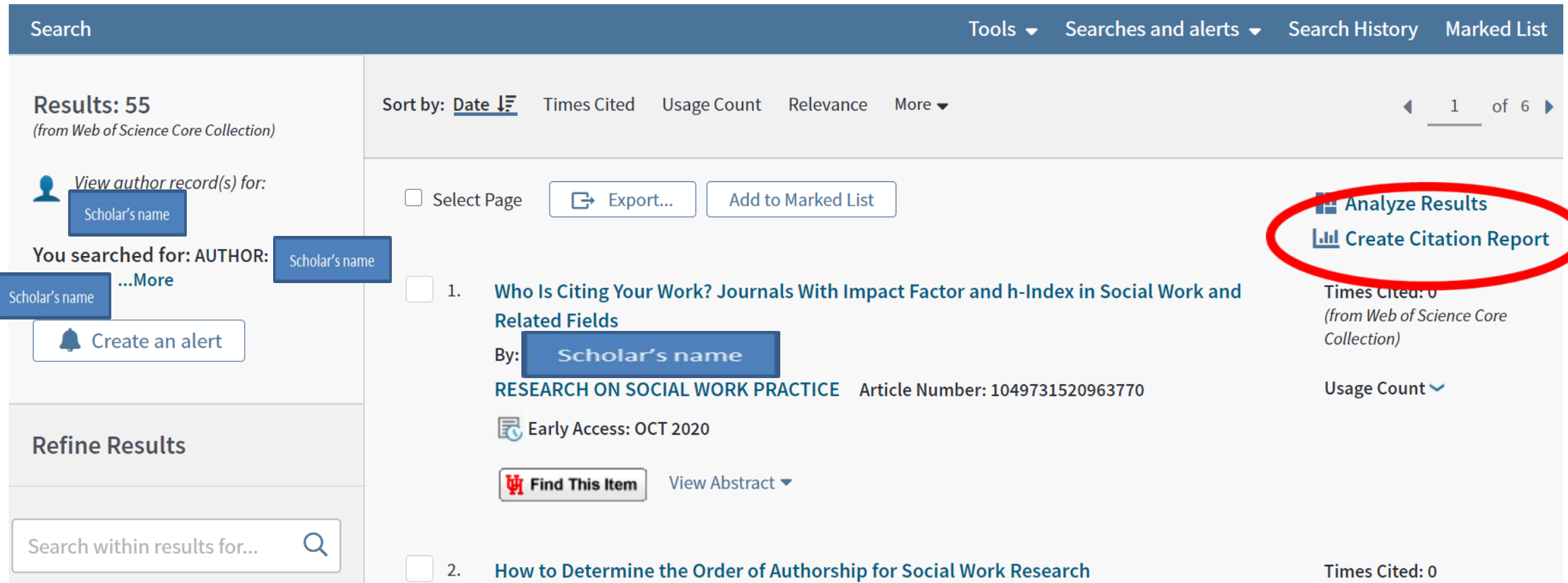
List of Science Categories

- SOCIAL WORK (30)
- PSYCHOLOGY CLINICAL (15)
- IMMUNOLOGY (8)
- PSYCHOLOGY DEVELOPMENTAL (8)
- PUBLIC ENVIRONMENTAL OCCUPATIONAL HEALTH (8)

[more options / values...](#)

Refine

10. Final Step: Create Citation Report



The screenshot shows the Clarivate Analytics search results page. At the top, there is a navigation bar with 'Search', 'Tools', 'Searches and alerts', 'Search History', and 'Marked List'. Below this, the search results are displayed, including a 'Results: 55' summary and a list of search results. The first result is 'Who Is Citing Your Work? Journals With Impact Factor and h-Index in Social Work and Related Fields' by a scholar. To the right of the search results, there are two buttons: 'Analyze Results' and 'Create Citation Report', both of which are circled in red. The 'Create Citation Report' button is the focus of the slide.

***If you are the scholar, you may want to make sure all entries are included. If not, try different combinations of your name from SEARCH to start again.**

Scopus

Use your library system to search in the Scopus database:

for example, at the University of Houston

<https://www-scopus-com.Ezproxy.Lib.Uh.Edu/>

or use database search “S” and then “Scopus”

Scopus Author Search:

1. Click “Authors”
2. Type “Name” and “Affiliation”
3. Click “Search”

Scopus [Search](#) Sources Alerts Lists Help ▾ SciVal ↗ Register > Login ▾ ☰

Author search Compare sources

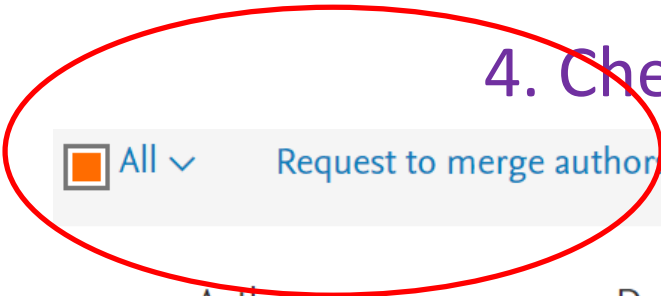
Documents Authors Affiliations Advanced [Search tips](#) (?)

Author last name × ×
e.g. Smith e.g. J.L.

Affiliation × Show exact matches only

×
1111 2222 3333 4444..

4. Check the author's "Names" on the list



Request to merge authors

Note: The merge request may take a few days to be effective.

	Author	Documents	<i>h</i> -index ⓘ	Affiliation	City	Country/Territory
<input type="checkbox"/>	1	Scholar's name	46	14	University	United States
		View last title ▾				
<input type="checkbox"/>	2	Scholar's name	32	5	University	United States
		View last title ▾				
<input type="checkbox"/>	3	Scholar's name2	2	1	University	United States

5. Click the author's name to view the profile

Note: This is an example that only one of the author's Scopus Profiles was used **before the "merge."** It is extremely helpful if you would request "merge" all your records before you prepare your dossier.

Metrics overview

46

Documents by author

489

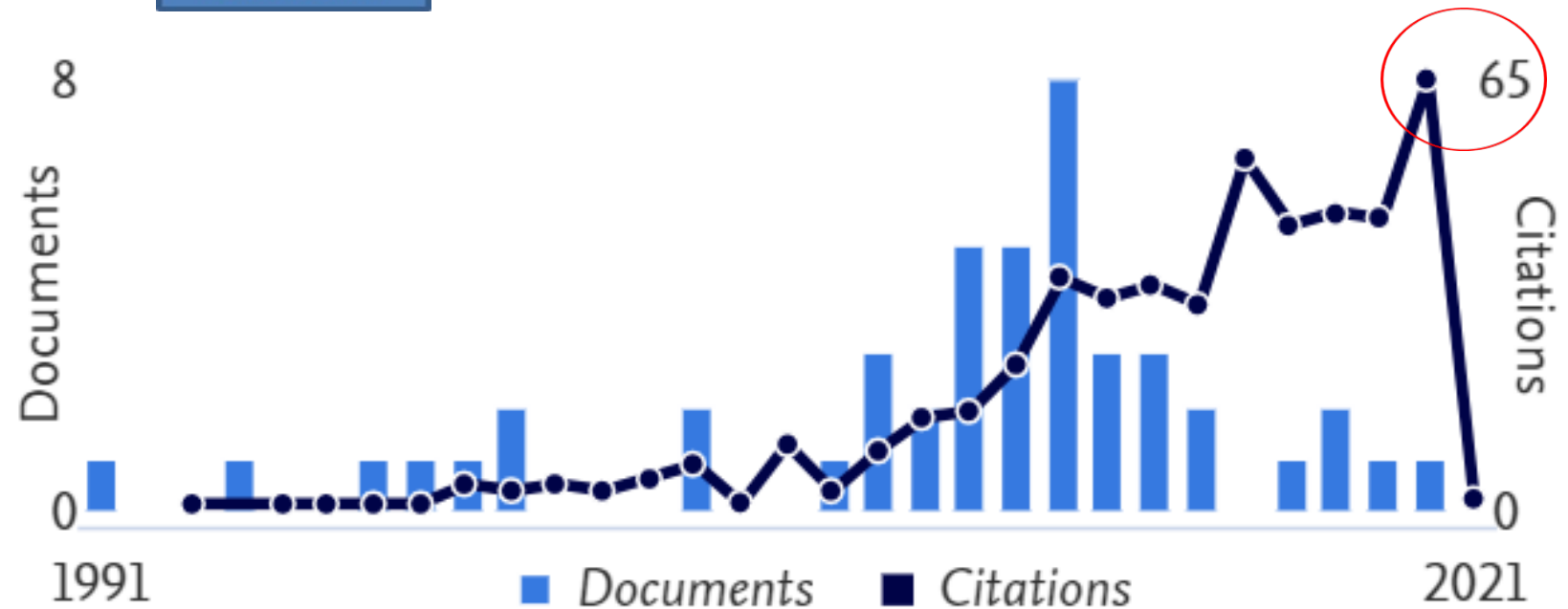
Citations by 439 documents

14

h-index:

Document & citation trends

Scholar's name



6. View the most contributed topics in recent years

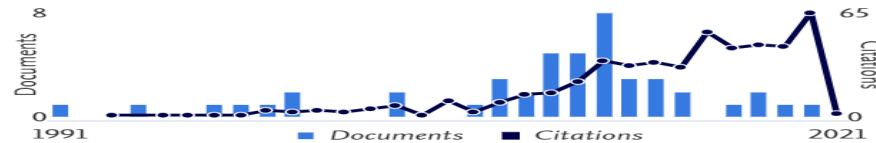
Metrics overview

46
Documents by author

489
Citations by 439 documents

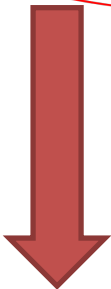
14
h-index:

Document & citation trends



Scholar's name

Most contributed Topics 2015–2019 ⓘ



- Intimate Partner Violence; Crime Victims; Physical Abuse
[1 document](#)
- Exposure to Violence; Intimate Partner Violence; Crime Victims
[1 document](#)
- Restorative Justice; Offender-Victim Mediation; Victims of Crimes
[1 document](#)
- [View all Topics](#)

Most contributed Topics 2015–2019 ⓘ

Intimate Partner Violence; Crime Victims; Physical Abuse

[1 document](#)

Exposure to Violence; Intimate Partner Violence; Crime Victims

[1 document](#)

Restorative Justice; Offender-Victim Mediation; Victims of Crimes

[1 document](#)

Google Scholar

Google Scholar: <https://scholar.google.com/>

Google Scholar



Articles Case law

Set up your Google Scholar Profile

1. Read our PPT and set up your Google Scholar Profile:

<https://uh.edu/socialwork/academics/cwep/title-iv-e/Journals-Impact-Factor/> (“Create Your Google Scholar Profile”)

When someone searches your name, they could find you there instead of guessing which name to search for.

Produce your Google Scholar Report

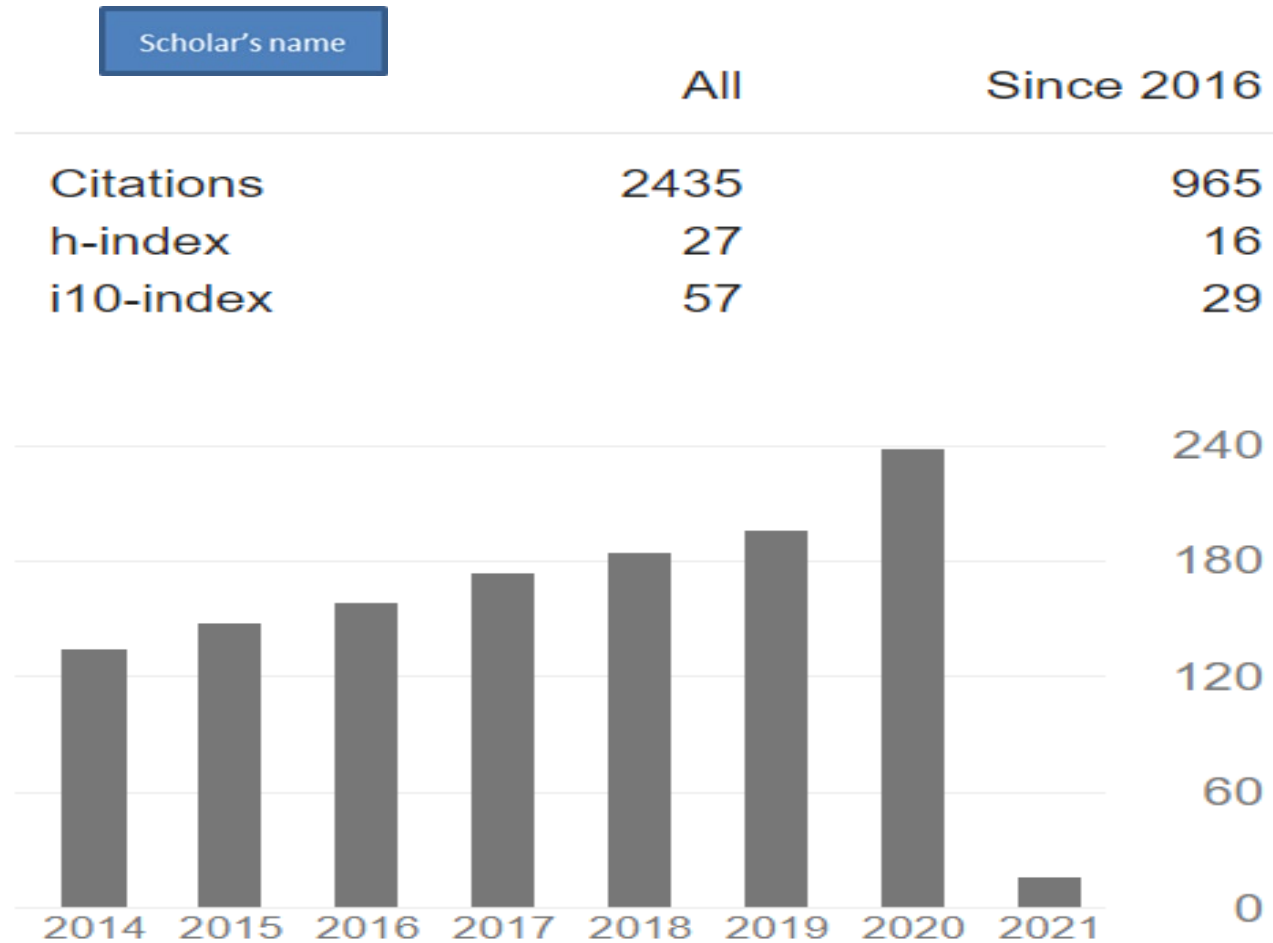
2. “Sign in” (“My Profile”; update your entry, if needed)

My library

SIGN IN

Google Scholar

3. Copy the Google Scholar Report



Research Gate



Scholar's name
 29.33 Scholar's name PhD · Edit

- <https://www.researchgate.net/>

1. Log in (or “Join for free” if first time log in

2. Click “Research” to check

3. Click “Stats” and “Scores” to produce report

Overview

Research

Experience

Stats

Scores

Stats overview

Scholar's name

779.1
 Research Interest ⓘ
[More details](#)

931
 Citations

13
 Recommendations
[Show breakdown](#)

43,022
 Reads ⓘ
[Show breakdown](#)

RG Score ⓘ
29.33

Breakdown:

- 99.84% Publications
- 0.00% Questions
- 0.00% Answers
- 0.16% Followers

Scholar's name

Percentile:

Your score is higher than 87.5% of all ResearchGate members' scores.



Questions

- Monit Cheung mcheung@uh.edu
- Patrick Leung pleung@uh.edu

Websites:

1. [Child and Family Center for Innovative Research - University of Houston \(uh.edu\)](#)
2. How to “Create Your Google Scholar Profile”:
<https://uh.edu/socialwork/academics/cwep/title-iv-e/Journals-Impact-Factor/>