

# URBAN EXPERIENCE PROGRAM

Dr. Raven Jones, Director

UNIVERSITY of **HOUSTON**

DIVISION of STUDENT AFFAIRS and ENROLLMENT SERVICES

# What do we believe?

## MISSION

We empower students with academic, personal and professional development resources that propel student success.

## SPIRIT

We Encourage,  
Enlighten,  
Empower and  
Embrace  
all those  
we encounter.

## MOTTO


*“Real Help”*

# Who do we serve?

We strategically focus on the success of the following student groups:




First Generation



DACA

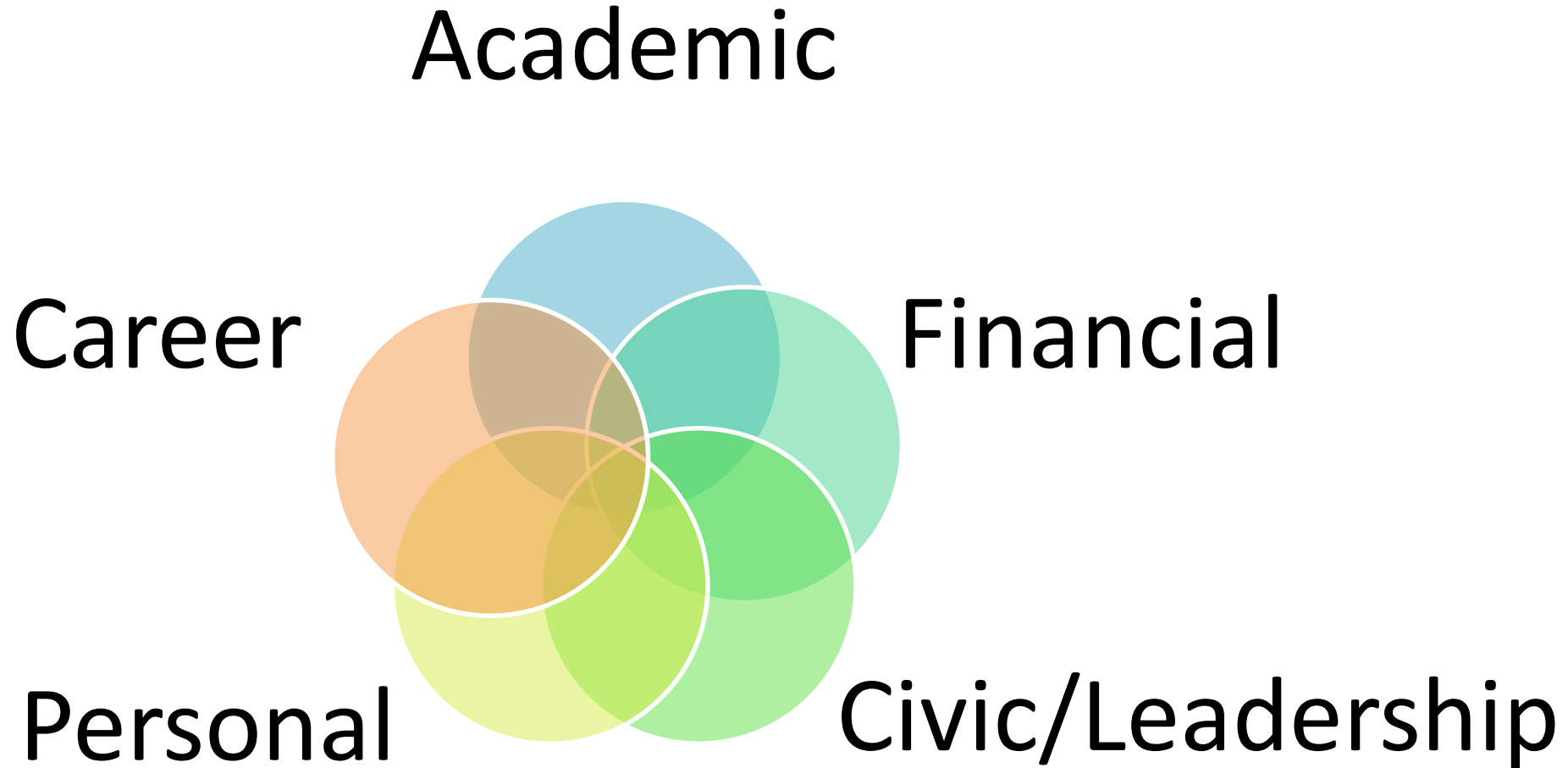


Foster Care

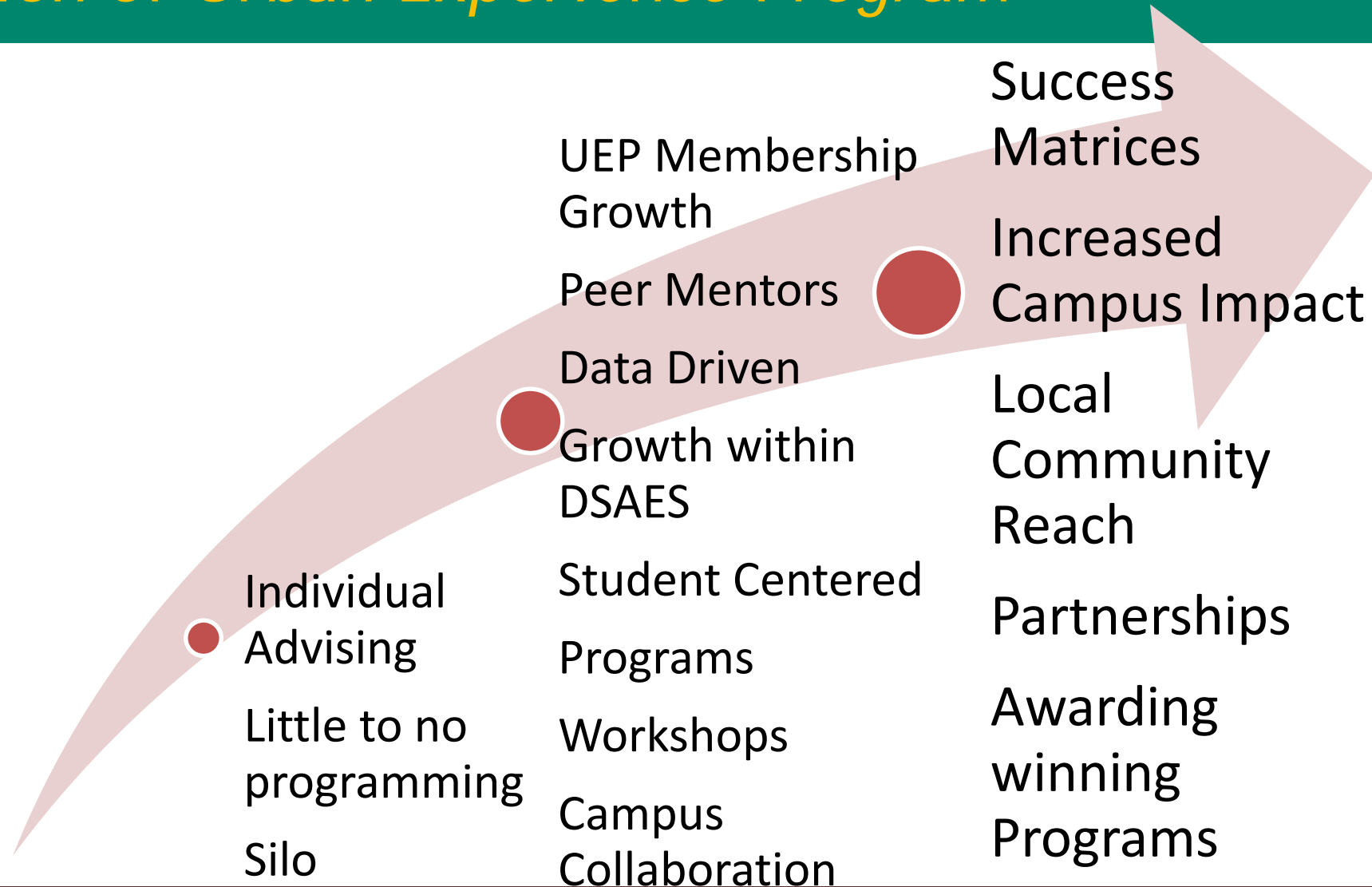


Low Income

# How do we contribute to student success?



# Evolution of Urban Experience Program



# UEP by the Numbers

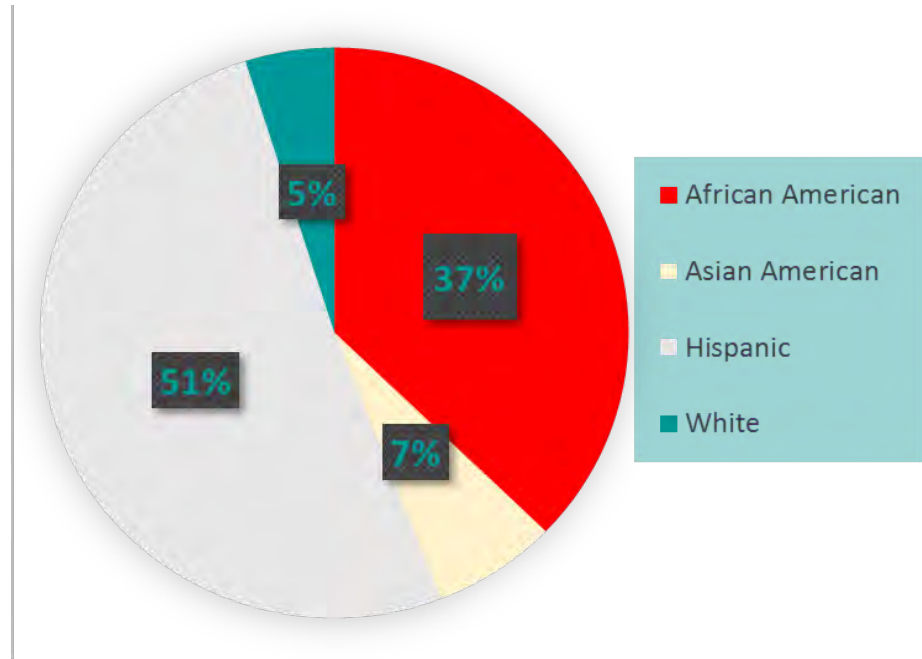
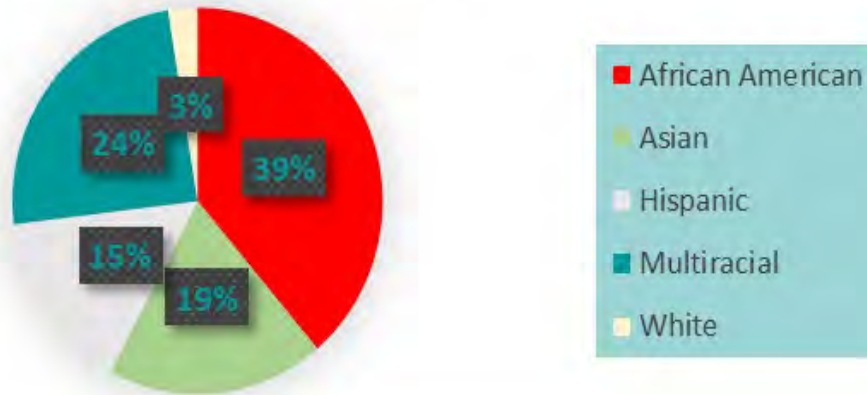
	FY 14*	FY 15	FY16	FY17	FY18
Enrolled Students	113	309	388	322	449
UEP Pillar Programs					
Frontier Fiesta, Financial Seminar, Academic Workshops, Civic/Leadership, Freshman Programming)	102	576	798	929	1001
Outreach and Events					
Workshops/Trainings	102	492	254	363	437
Tabling/Informational Events	Not available	634	559	1123	1033
Walk-In/Advising/Assessment					
Walk Ins/Appointments	Not available	581	675	832	3101
Contacts	2307	2100	2454	3189	2941
<b>TOTAL TOUCHPOINTS</b>	<b>2624</b>	<b>4692</b>	<b>4740</b>	<b>6441</b>	<b>8527</b>

# UEP Retention Data

UEP One Year Retention Rate	Fall 2016	Fall 2017	Fall 2018
for non-registered members	83%	88.56%	TBD
for registered members	97%	95.77%	TBD
Total Members	225	287	449

# UEP by the NUMBERS

Percent of UEP Students by Ethnicity



FY18-TBD



# MAJOR UNIT ACCOMPLISHMENTS

## SUMMER BRIDGE PROGRAM

UEP Summer Bridge continues to be a proven student success highlight



# MAJOR UNIT ACCOMPLISHMENTS

- Las Comadres-Mentoring Program for Latina/females (Partnership if DOS)
- Offered Student Centered-Student Success Workshops, Scholarship Workshops (collaboration with Writing Center), Fall and Spring Refresher



# Additional Accomplishments

- Piloted Black Excellence Scholars Training Program (B.E.S.T.)
  - Avg GPA almost 3.0
  - 95% Retention Rate



# Additional Accomplishments-Scholarships

- Coca-Cola First Generation Scholars
  - 38 Scholars-92% Retention Rate
  - Avg GPA almost 3.0
  - One study abroad
  - 7 Students have above 3.5



# Additional Accomplishments-Scholarships

- UEP awarded \$45,000 in scholarships at Annual Awards Banquet
- Dream.US awarded over \$700,000 in Dreamer scholarships and provided support programs



# Areas of Continuous Improvement



- Awareness of Services/Perception
- Emergency Aid
- Outreach to specific populations
- Partnering with necessary on and off campus partners
- Office Space
- Institutional Advocacy



# Budget Overview

Requested amount:

**\$174,566**

In addition to funding 2 FTE, 1 Graduate Assistant, student workers; the requested amount will provide programming support, marketing materials, professional development, supplies, and needed curriculum.



# What's Next for UEP?

- Increased Targeted Marketing to Student Groups
- Foster Care Living Learning Community
- First Generation Global Empowerment

UNIVERSITY of **HOUSTON**

DIVISION of STUDENT AFFAIRS and ENROLLMENT SERVICES





# Thank You!

## Q&A