

STUDENT INSTRUCTIONAL PREFERENCE SURVEY

Spring 2021 Semester

(Survey Period: October 8 - 19, 2020)

TOTAL POPULATION vs. SURVEY POPULATION (Head Count)

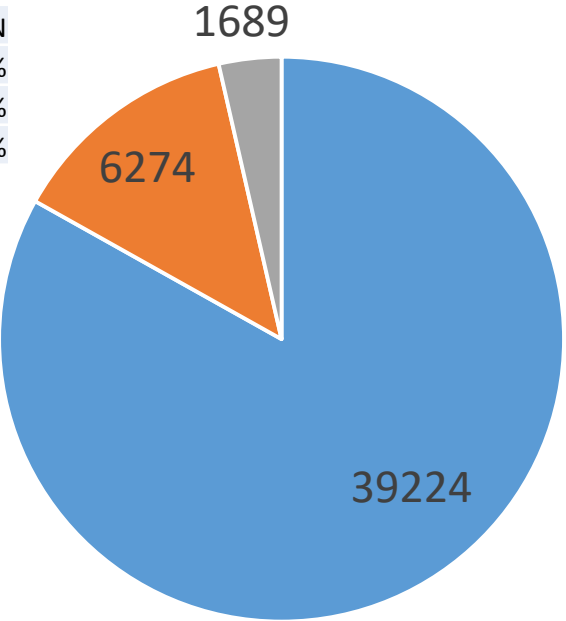
ALL ENROLLED STUDENTS FALL 2020 (N = 47,187)

TOTAL POPULATION DISTRIBUTION

Undergraduate = 83%

Graduate = 13%

Professional = 4%



■ UNDER-GRADUATE ■ GRADUATE ■ PROFESSIONAL

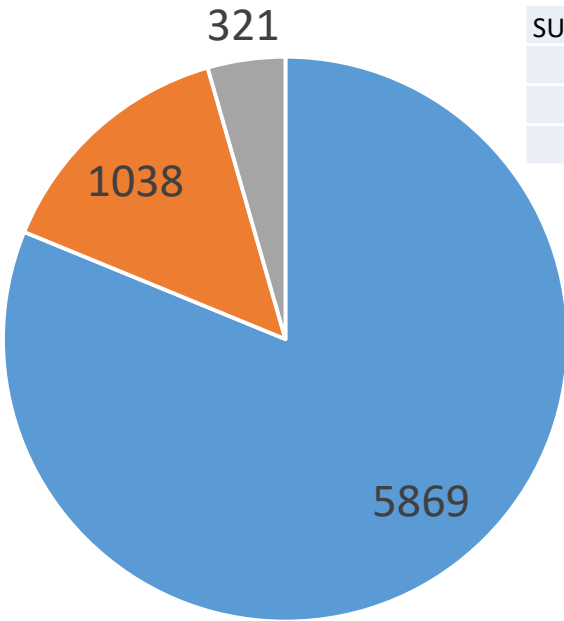
STUDENT SURVEY RESPONSES (N = 7,228)

SURVEY POPULATION DISTRIBUTION

Undergraduate = 81%

Graduate = 14%

Professional = 4%



■ UNDER-GRADUATE ■ GRADUATE ■ PROFESSIONAL

(%) OF TOTAL POPULATION SURVEYED

Total Population = 15.3%

Undergraduate = 15%

Graduate = 17%

Professional = 19%

If offered during the spring 2021 semester, how many **traditional face-to-face courses without any online options** would you enroll in?

Freshman/Sophomore Respondents (N = 1813)

COLLEGE	QUESTION 7				
	No F2F	One F2F	Two F2F	Three F2F	All F2F
Arch & Design, Hines College of	32%	18%	23%	12%	15%
Arts, McGovern College of the	35%	9%	11%	21%	25%
Business, Bauer College of	37%	9%	17%	16%	22%
Education, College of	46%	11%	14%	11%	18%
Engineering, College of	34%	6%	11%	21%	29%
Exploratory Studies	41%	9%	14%	16%	20%
Hotel & Restaurant Mgt, Col of	56%	7%	5%	19%	14%
Lib Arts & Soc Sci, Coll of	44%	11%	17%	13%	15%
Nat Sciences & Math, Col of	46%	7%	13%	14%	21%
Nursing, College of	57%	29%	0%	0%	14%
Technology, College of	50%	6%	11%	18%	15%
University Wide	43%	9%	14%	15%	19%

57% of F/S respondents would enroll in one or more traditional F2F classes if offered in the spring

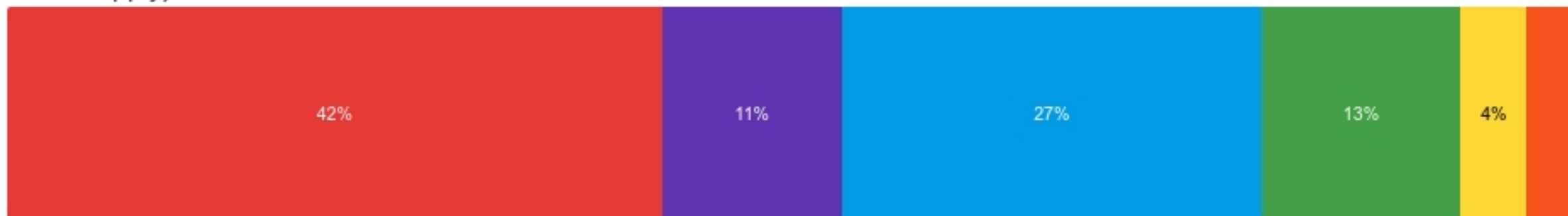
Junior/Senior Respondents (N = 3848)

COLLEGE	QUESTION 7				
	No F2F	One F2F	Two F2F	Three F2F	All F2F
Arch & Design, Hines College of	45%	22%	10%	6%	16%
Arts, McGovern College of the	42%	14%	15%	7%	22%
Business, Bauer College of	52%	8%	14%	9%	16%
Education, College of	55%	11%	10%	9%	16%
Engineering, College of	48%	8%	13%	9%	22%
Exploratory Studies	65%	4%	4%	9%	17%
Hotel & Restaurant Mgt, Col of	47%	12%	8%	12%	22%
Lib Arts & Soc Sci, Coll of	55%	10%	11%	10%	14%
Nat Sciences & Math, Col of	55%	9%	12%	8%	16%
Nursing, College of	25%	0%	25%	0%	50%
Technology, College of	58%	10%	10%	8%	14%
University Wide	53%	10%	12%	9%	16%

47% of J/S respondents would enroll in one or more traditional F2F classes if offered in the spring

Students who indicated they would enroll in **at least one traditional face-to-face class** in the spring were asked:

Q8 - Question: For which of the following reasons would you enroll in a traditional face-to-face course in the Spring 2021? (Check that all apply)




- I prefer face-to-face instruction to online instruction [42%]
- I prefer face-to-face courses as I want to or plan to live on-campus [11%]
- I prefer face-to-face courses as I want to or plan to engage in on-campus activities [27%]
- I need a particular course to stay on track to graduate and I anticipate that the only option that will be offered ...
- My course includes face-to-face instruction as part of a clinical or professional certification [4%]
- My visa requires at least one face-to-face course [3%]

3471 survey responses to Q.8 (48% of all respondents) across all student careers (i.e. UG, GRAD & PROF)

Students who indicated that they **would not enroll in traditional face-to-face classes** in the spring were asked below:

Q9 - Question: Which of following reasons would prevent you from enrolling in a traditional face-to-face class without an online option in spring 2021? (Check all that apply) - Selected Choice



- Because of health and safety concerns for myself [30%]
- Because of health and safety concerns for my family [30%]
- Because of inconvenience associated with my schedule [11%]
- Because I prefer online class instruction over face-to-face instruction [11%]
- Because of my geographical location (i.e. distance from campus, travel time, etc.) [14%]
- Other reason (please specify below - optional) [3%]

3757 survey responses to Q.9 (52% of all respondents) across all student careers (i.e. UG, GRAD & PROF)

If offered during the spring 2021 semester, how many **face-to-face sections of HyFlex courses** would you enroll in?

Freshman/Sophomore Respondents (N = 1815)

COLLEGE	QUESTION 10				
	No F2F	One F2F	Two F2F	Three F2F	All F2F
Arch & Design, Hines College of	32%	18%	23%	13%	13%
Arts, McGovern College of the	28%	16%	18%	16%	23%
Business, Bauer College of	35%	15%	17%	14%	18%
Education, College of	40%	13%	19%	12%	16%
Engineering, College of	32%	12%	11%	17%	28%
Exploratory Studies	44%	10%	16%	14%	16%
Hotel & Restaurant Mgt, Col of	51%	12%	19%	9%	9%
Lib Arts & Soc Sci, Coll of	43%	14%	17%	12%	13%
Nat Sciences & Math, Col of	43%	11%	13%	16%	17%
Nursing, College of	57%	14%	14%	0%	14%
Technology, College of	45%	11%	15%	13%	16%
University Wide	41%	13%	16%	14%	17%

59% of F/S respondents would enroll in at least one F2F section of a HyFlex class if offered in the spring

Junior/Senior Respondents (N = 3856)

COLLEGE	QUESTION 10				
	No F2F	One F2F	Two F2F	Three F2F	All F2F
Arch & Design, Hines College of	43%	25%	15%	5%	11%
Arts, McGovern College of the	41%	19%	13%	10%	18%
Business, Bauer College of	50%	11%	16%	10%	13%
Education, College of	51%	16%	15%	8%	11%
Engineering, College of	47%	11%	13%	9%	20%
Exploratory Studies	65%	9%	4%	9%	13%
Hotel & Restaurant Mgt, Col of	47%	16%	12%	9%	17%
Lib Arts & Soc Sci, Coll of	54%	12%	13%	9%	11%
Nat Sciences & Math, Col of	55%	13%	11%	8%	13%
Nursing, College of	50%	0%	0%	25%	25%
Technology, College of	53%	13%	12%	9%	13%
University Wide	52%	13%	13%	9%	13%

48% of J/S respondents would enroll in at least one F2F section of a HyFlex class if offered in the spring

Students who indicated they would enroll in **at least one face-to-face section of a HyFlex class** in the spring were asked below:

Q11 - Question: For which of the following reasons would you enroll in a face-to-face section of a HyFlex course in spring 2021?
(Check all that apply)



- I prefer face-to-face instruction to online instruction [36%]
- I prefer face-to-face courses as I want to or plan to live on-campus [10%]
- I prefer face-to-face courses as I want to or plan to engage in on-campus activities [21%]
- I need a particular course to stay on track to graduate and I anticipate that the only option that will be offered ...
- I like the flexibility of being able to switch to an online section in a HyFlex course if needed [22%]

3614 survey responses to Q.11 (50% of all respondents) across all student careers (i.e. UG, GRAD & PROF)

Students who indicated that they would not enroll in face-to-face sections of HyFlex classes in the spring were asked below:

Q12 - Question: Which of the following reasons would prevent you from enrolling in a face-to-face section of a HyFlex course in spring 2021? (Check all that apply) - Selected Choice

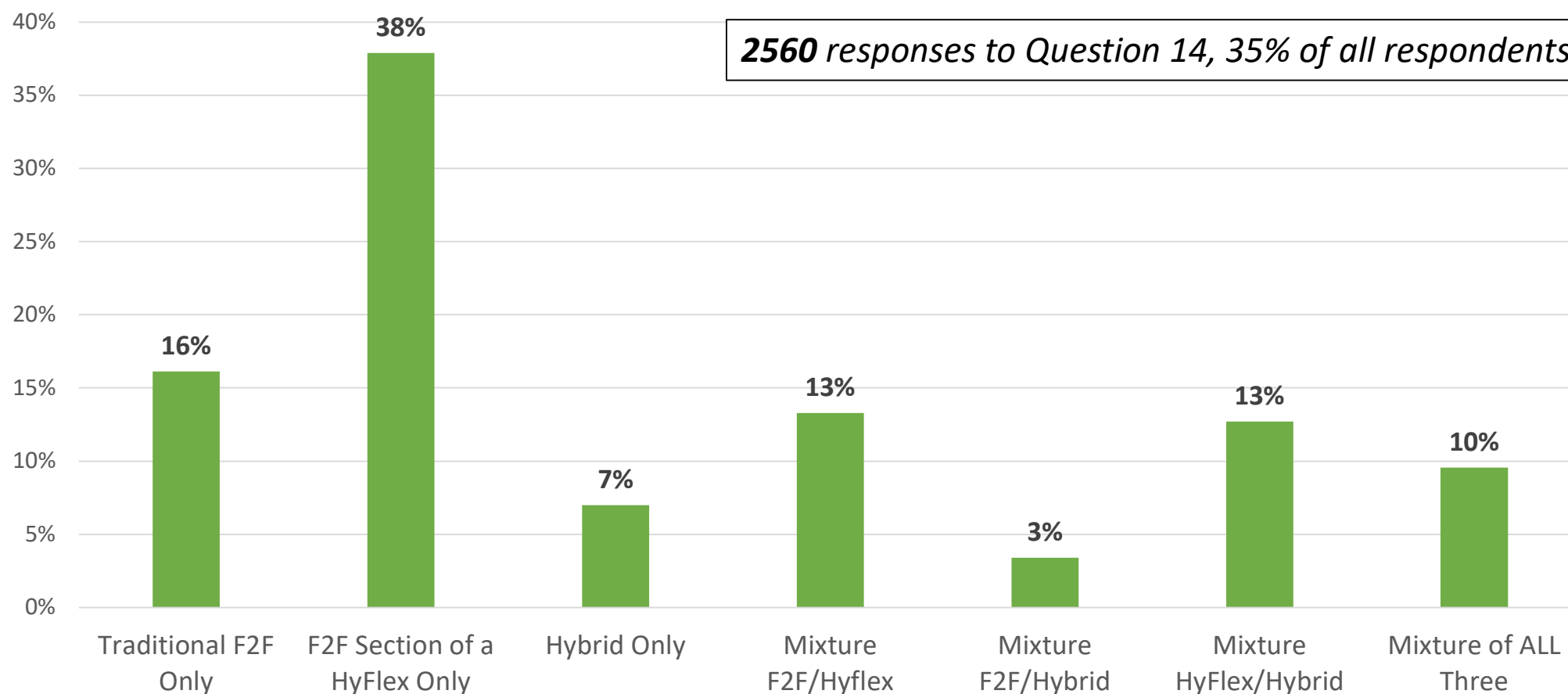


- Because of health and safety concerns for myself [29%]
- Because of health and safety concerns for my family [30%]
- Because of a lack of convenience associated with my schedule [12%]
- Because I prefer online class instruction over face-to-face class instruction [12%]
- Because of my geographical location (i.e. distance from campus, travel time, etc.) [14%]
- I took a face-to-face section of a HyFlex course in the fall and the interactions in the face-to-face section were ...
- Other reason (please specify below - optional) [3%]

3614 survey responses to Q.12 (50% of all respondents) across all student careers (i.e. UG, GRAD & PROF)

Students who indicated that they would prefer **some type of face-to-face instruction** in the spring were asked below:

Question 14: Which of the following courses with a face-to-face option would you prefer in the spring 2021 semester?



Assuming that COVID-19 community spread remains at current levels, which mode of instruction would you prefer for your spring 2021 courses?

Freshman/Sophomore Respondents (N = 1813)

COLLEGE	QUESTION 13	
	OnLine Classes Only	Some Type of F2F Class
Arch & Design, Hines College of	43%	57%
Arts, McGovern College of the	41%	59%
Business, Bauer College of	52%	48%
Education, College of	63%	37%
Engineering, College of	41%	59%
Exploratory Studies	56%	44%
Hotel & Restaurant Mgt, Col of	60%	40%
Lib Arts & Soc Sci, Coll of	60%	40%
Nat Sciences & Math, Col of	59%	41%
Nursing, College of	86%	14%
Technology, College of	59%	41%
University Wide	56%	44%

44% of F/S respondents would prefer some type of F2F class (i.e. traditional F2F, HyFlex, Hybrid) if offered in the spring

Junior/Senior Respondents (N = 3848)

COLLEGE	QUESTION 13	
	OnLine Classes Only	Some Type of F2F Class
Arch & Design, Hines College of	60%	40%
Arts, McGovern College of the	60%	40%
Business, Bauer College of	64%	36%
Education, College of	69%	31%
Engineering, College of	61%	39%
Exploratory Studies	78%	22%
Hotel & Restaurant Mgt, Col of	64%	36%
Lib Arts & Soc Sci, Coll of	67%	33%
Nat Sciences & Math, Col of	72%	28%
Nursing, College of	25%	75%
Technology, College of	69%	31%
University Wide	67%	33%

33% of J/S respondents would prefer some type of F2F class (i.e. traditional F2F, HyFlex, Hybrid) if offered in the spring

CONCLUSIONS ON STUDENT DEMAND FOR SPRING 2021 INSTRUCTION

General Demand for Traditional F2F Classes In the Spring

- 1) In general, **48%** of our students would enroll in at least one traditional F2F class if offered in the spring.
- 2) Demand amongst Freshman/Sophomores for at least one traditional F2F class is higher (**57%**) than amongst Junior/Seniors (**47%**).

Demand for F2F Instruction In the Spring Assuming No change in COVID Conditions

- 1. If COVID-19 conditions remain the same**, **35%** of our students prefer some type of F2F instruction while **65%** our students prefer completely on-line instruction.
- 2. If COVID-19 conditions remain the same**, demand amongst Freshman/ Sophomores for some type of face-to-face instruction is higher (**44%**) than amongst Junior/Seniors (**33%**).