



BOARD OF REGENTS

Briefing for the UHS Board of Regents
Finance and Administration Committee

February 16, 2010

(v3.6)

Board of Regents

F&A 1

Undergraduate Tuition & Fees

FY 2010-11 Process

University Based, Undergraduate Tuition and Mandatory Fees

- Consultation with Campus Leadership
- Tuition And Fee Committees
- Public Discussions
- Presidential Review and Approval

FY 2010 -11 Tuition and Fee Principles

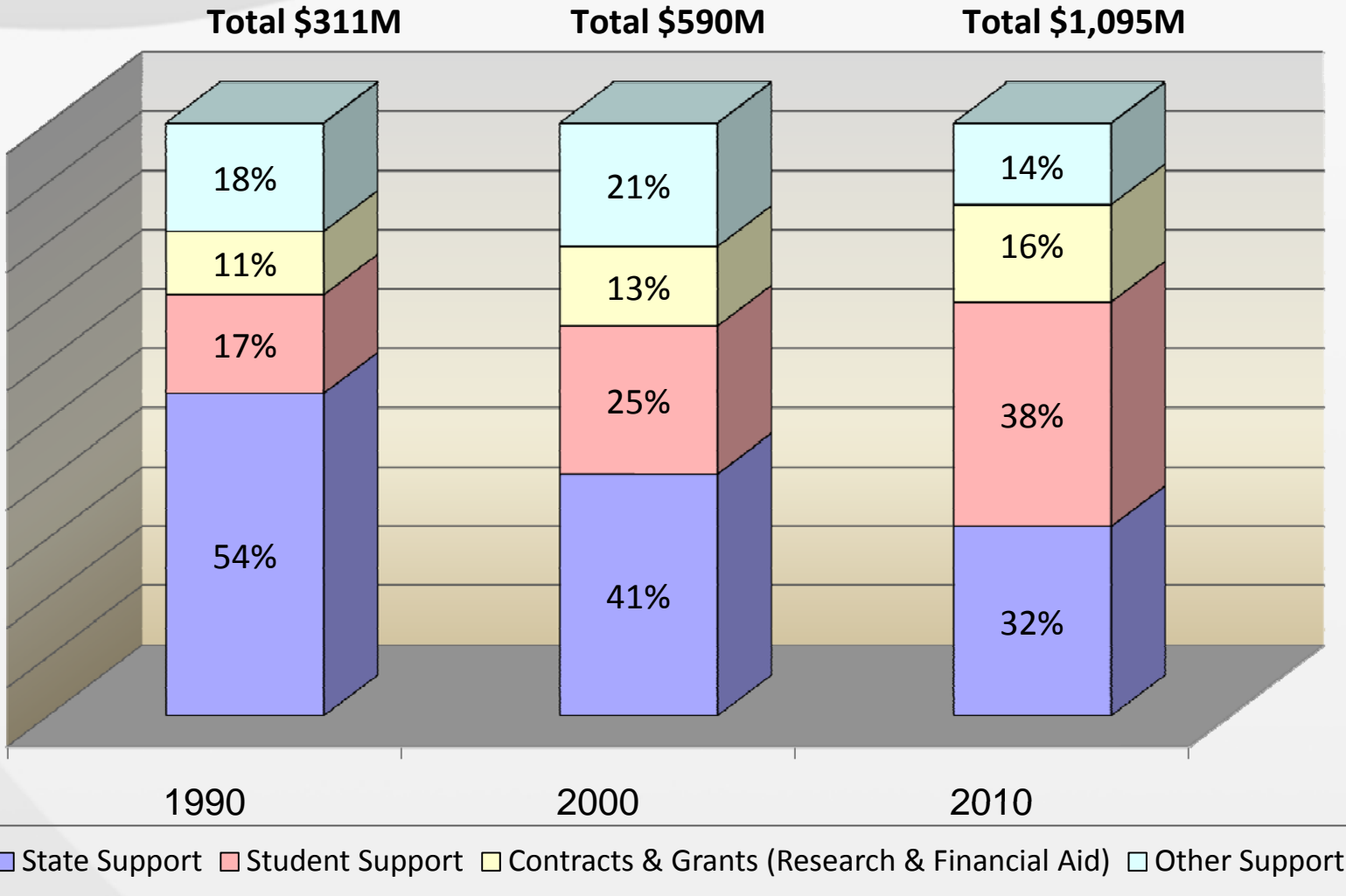
Budget Principles

- Minimum inflation increase to maintain university operations, ensure quality, maintain faculty –student ratio
- Observe Legislative Recommendations, % cap or \$ cap (which in all cases is much less than new funding requests)
- Continue mission initiatives per strategic plan, increase scholarships, launch new programs
- Maintain balanced budgets
- Recognize local economic conditions
- Stay market competitive
- Maximize enrollment in the new base year for formula funding
- State Appropriations unchanged from FY2010 to FY2011 with reductions now pending

UNIVERSITY OF HOUSTON SYSTEM

Board of Regents

University of Houston System Operating Budget



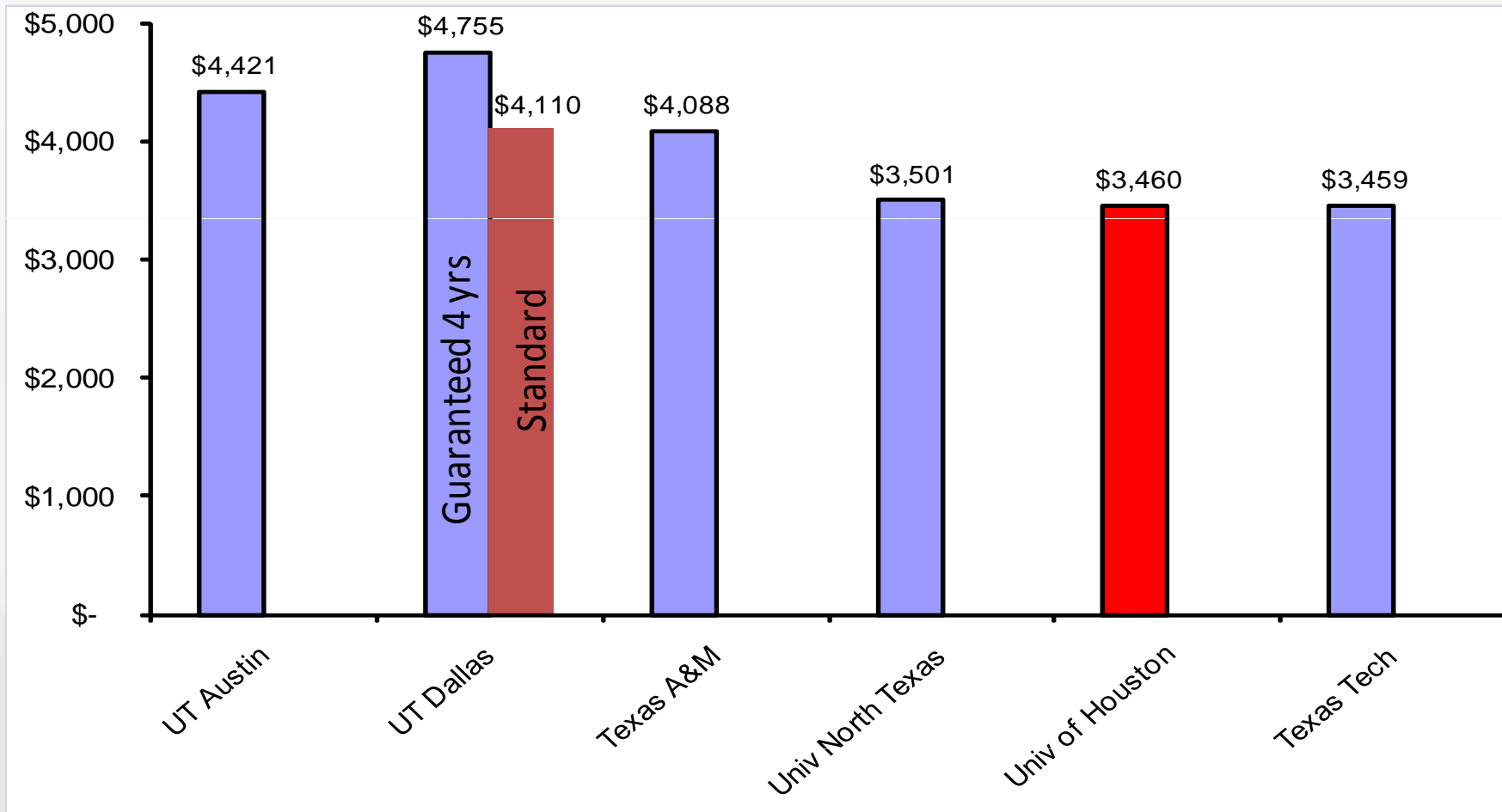
UNIVERSITY OF HOUSTON SYSTEM

Board of Regents

FY 2010 Tuition and Fees

12 Credit Hour Semester

University of Houston Texas Peers

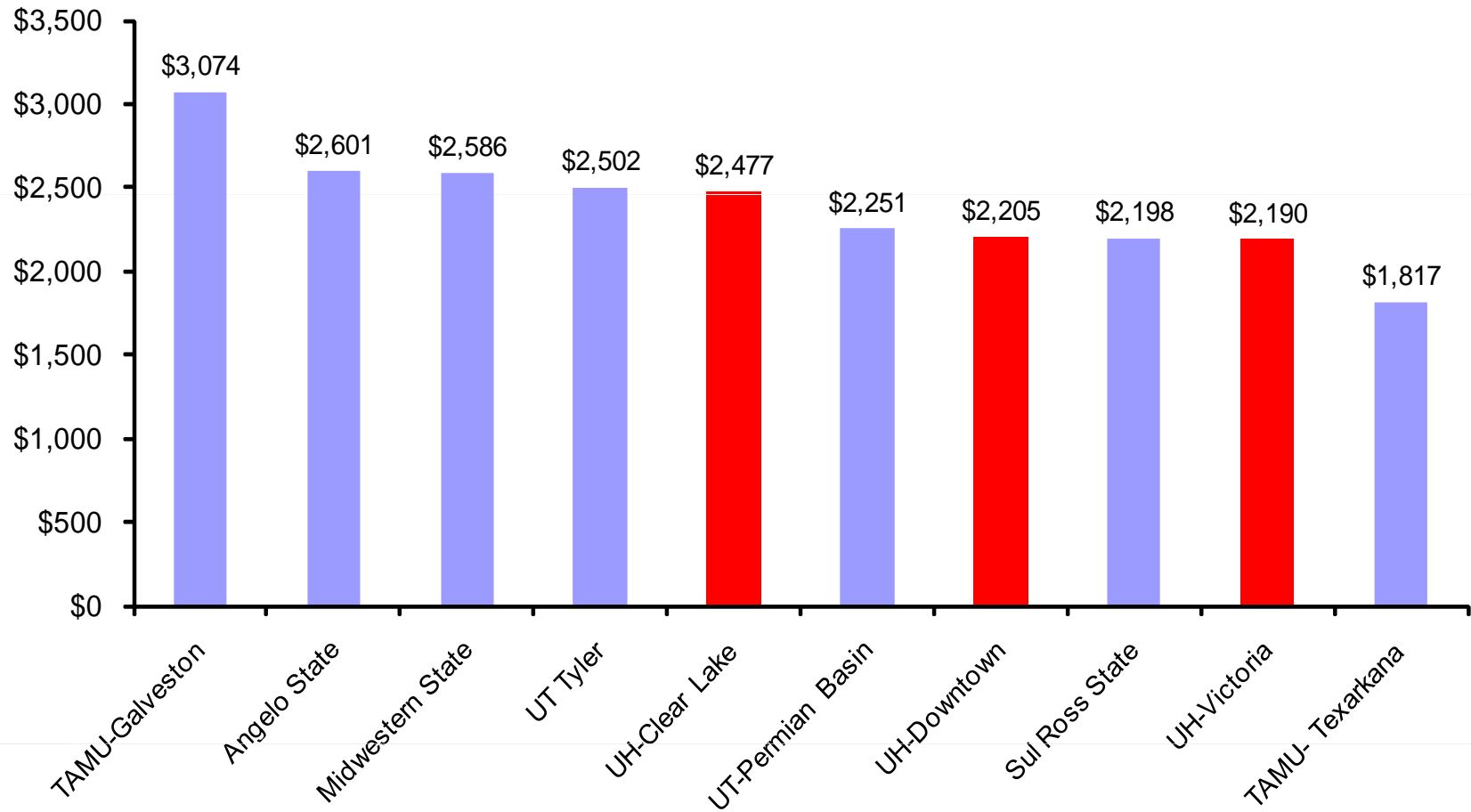


UNIVERSITY OF HOUSTON SYSTEM

Board of Regents

FY 2010 TUITION AND FEES

12 Credit Hour Semester
Texas Masters Universities



UH-Clear Lake, UH-Downtown, UH-Victoria

UH System Tuition & Fee Proposals

Average Increase for a 12 hour resident undergraduate

• University of Houston	3.95%	\$138
• UH-Clear Lake	4.5%	\$112
• UH-Downtown	5.1%	\$113
• UH-Victoria	3.8%	\$84

Setting Tuition & Fees at the University of Houston

Note: UH should be known as a university that provides value for money. UH should remain accessible to students from all backgrounds and with the highest levels of aspirations.

- The rate must be within the norm of our national peers.
 - Target=Average of our national peers
- The rate must be within the norm of our state peers.
 - Target= Lower than UT and TAMU, but equal to or higher than other Emerging Research Universities.
- The rate must allow provision for low income families.
 - Target=Free tuition for low income families
- The rate must be an incentive to students to graduate.
 - Target=No tuition increase for full time, on-track students.
- The rate should respect legislative directives.
 - Target=Follow the spirit even if there is no law.

University of Houston Tuition & Fee Proposal

- Undergraduate 3.95% increase in tuition and fees.
- \$137.52 per 12 credit hour semester.
- Cougar Promise family income ceiling raised from \$40,000 to \$45,000.
- Summer undergraduate courses discounted at approximately 5%.
- Cougar Graduation Pledge – Freshmen who earn 30 credit hours per year will receive \$3,000 toward tuition and fees over their college career.
- 20% scholarship set-aside on designated tuition.
- Consolidated Fee schedule (revenue neutral).

University of Houston Peers FY 2011 Tuition and Fees Increases

National

- University of Houston 3.95%
- Univ of Illinois - Chicago 6.00%
- University of Cincinnati 7.00%
- Temple 2.90%
- Pittsburgh 3.7 to 4.5%
- U Maryland System 3.00%

Texas

- University of Houston 3.95%
- UT-Austin 3.95% *
- Texas A&M 3.95%
- University of North Texas (pending)
- Texas Tech (pending)
- UT-Dallas (pending)

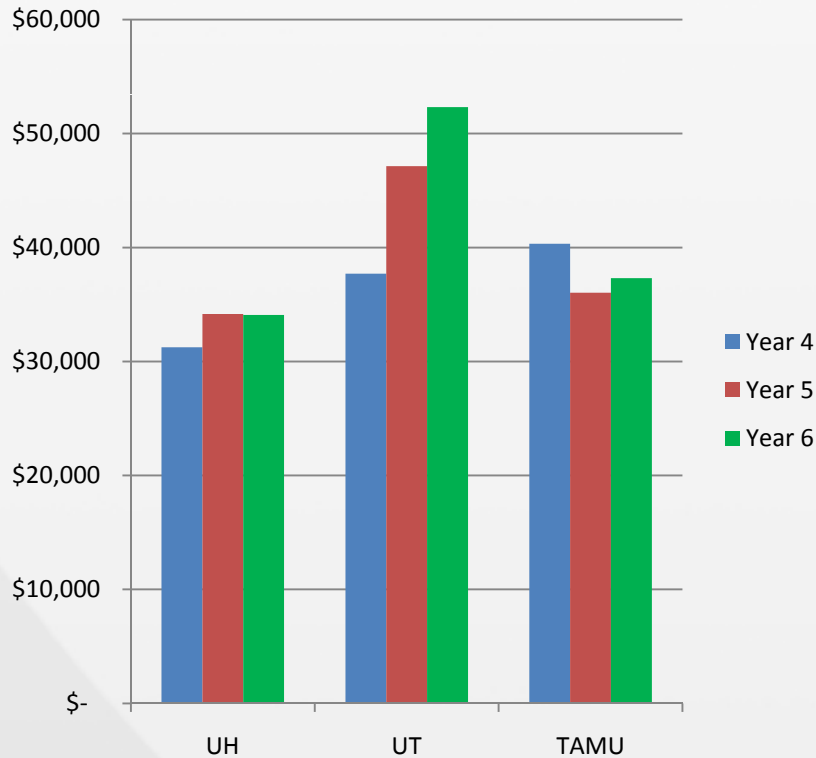
* 2 year rate, same rate approved for second year

UNIVERSITY OF HOUSTON SYSTEM

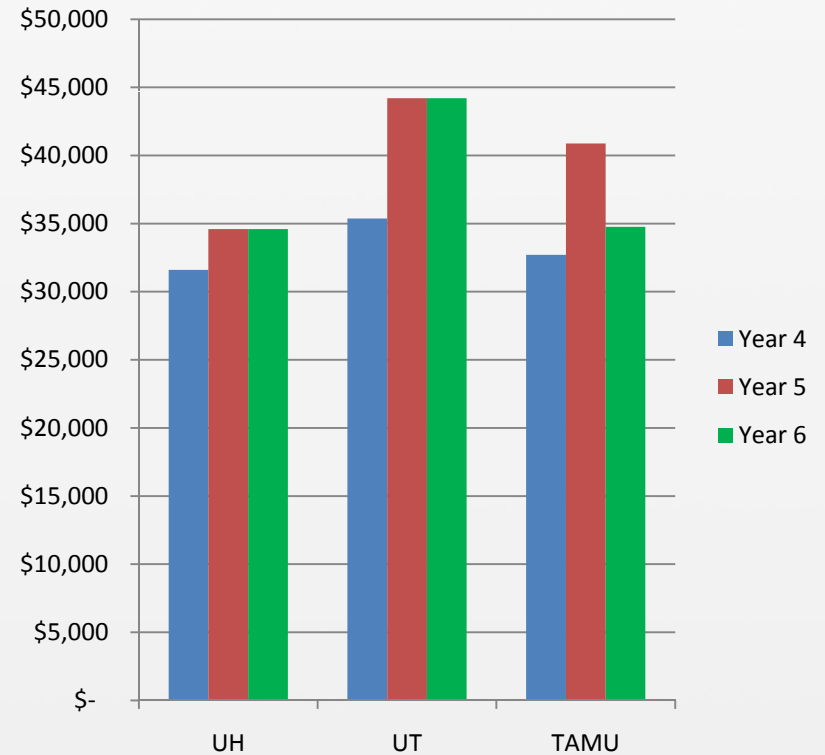
Board of Regents

Tuition and Fee Comparison UH, UT-Austin, TAMU

**Total Cost of a 120 Hour Degree
(with 6 Hour Summers)**



**Total Cost of a 120 Hour Degree
(with no Summers)**



Use of Tuition and Fee Revenue

BOR Approved FY2010 Tuition & Fee Increases

- Tuition increase of 3.95% generated \$9 million, a 1.8% increase in the UH budget*
- Investments in Student Success
 - Financial Aid
 - Student Advisors
 - New Faculty
 - New Classroom Building

* scholarship set aside 20%

Planned Investments of FY2011 Tuition & Fee Increases

- Tuition increase of 3.95% generated \$9.5 million, a 1.8% increase in the UH budget*
- Investments
 - Student success, financial aid
 - Faculty/Staff Retention
 - State Budget Reductions
 - University Priorities

* scholarship set aside 20%

University of Houston Clear Lake Tuition and Fee Proposal

- Undergraduate -12 credit hour semester – 4.5% increase
- Semester Increase \$112.40 for 12 hours

UH-Clear Lake Peers

FY 2011 Tuition and Fees Increases

National

- UH-Clear Lake 4.5%
- Univ of Baltimore (pending)
- Governors State (pending)
- Univ of Mich Dearborn (pending)
- Univ of Illinois Springfield 6.4%

Texas

- UH-Clear Lake 4.5%
- UT-Austin (pending)
- A&M Corpus Christi (pending)
- Sam Houston State (pending)
- Lamar University 5% max
- Stephen F Austin (pending)

UH-Clear Lake

Use of Tuition and Fee Revenue

Planned Investments of FY2011 Tuition & Fee Increases

- Student Success
 - Transfer Scholarships
 - Financial Aid
 - New Student Orientation
 - Equip and maintain labs and studios
 - Purchase and maintain state of the art equipment
 - Upgrade security technologies
- Employee Retention
- Accredited Programs
- New Full-time Faculty

University of Houston Downtown Tuition and Fee Proposal

- Undergraduate -12 credit hour semester – 5.1% increase
- \$112.79 per 12 credit hour semester semester

UH-Downtown Peers FY 2011 Tuition and Fees Increases

National

- UH-Downtown 5.1%
- Wright State Univ (pending)
- Univ of Colorado at Co Spngs (pending)
- Northern Kentucky Univ (pending)
- Cal State Dominguez Hills (pending)
- Florida Gulf Coast Univ (pending)

Texas

- UH-Downtown 5.1%

UNIVERSITY OF HOUSTON SYSTEM

Board of Regents

UH-Downtown

Use of Tuition and Fee Revenue

- Additional scholarship support (designated tuition mandate)
- Student Success initiatives
- New full-time faculty positions for growth
- Additional staff positions to support students/faculty
- Faculty/Staff pay increase (4%)
- Other initiatives

University of Houston Victoria Tuition and Fee Proposal

1. 3.8% increase in tuition and fees for undergraduate students
2. \$84.00 per 12 credit hour semester
3. New housing and meal plan fees

UH-Victoria Peers

FY 2011 Tuition and Fees Increases

National

- UH-Victoria 3.8%
- Univ of Ill – Springfield 6.4%
- Governors State (pending)
- Univ of Baltimore (pending)
- Indiana Univ – South Bend (pending)
- Univ of Mich - Dearborn (pending)

Texas

- UH-Victoria 3.8%

UH-Victoria

Use of Tuition and Fee Revenue

- Need to sustain services to ensure quality
- Increase in faculty and staff in critical areas
- Increase scholarship funds
- Development and delivery of additional academic programs

F&A 2

Graduate Tuition & Fees

UNIVERSITY OF HOUSTON SYSTEM

Board of Regents

University of Houston Tuition & Fee Proposal Graduate Tuition and Fee Increases

University of Houston

– University Average	6.8%
– Architecture	4.1%
– Business Administration	2.1%
– Education	5.8%
– Engineering	8.3%
– Hotel & Restaurant Mgt	5.8%
– Law	16.5%
– CLASS	3.7%
– Natural Science & Math	3.2%
– Optometry	3.9%
– Pharmacy	2.5%
– College of Social Work	3.3%
– Technology	2.9%
UH-Clear Lake	9.6%
UH-Downtown	5.5%
UH-Victoria	3.9%

F&A 3

VOLUNTARY FEES

UNIVERSITY OF HOUSTON SYSTEM

Board of Regents

University of Houston Housing

Student Housing (per Academic Year)

The student housing rate increases of 3% will partially offset increased operating costs and salary increases.

	<u>FY2010</u>	<u>Change</u>	<u>FY2011</u>
Moody Towers			
Double Room	\$ 3,814	\$ 114	\$ 3,928
Single Room	4,760	142	4,902
Super Single Room	5,220	156	5,376
Quadrangle			
Double Room	4,224	126	4,350
Super Single Room	5,592	167	5,759
Cougar Place			
Single Room	4,580	137	4,717
Room W/Kitchenette	5,020	150	5,170
Apartment	6,656	200	6,856
Cougar Village (Proposed Name)			
Single Room	-	6,435	6,435
Double Room	-	4,950	4,950
Calhoun Lofts			
Efficiency (Furnished)	9,960	298	10,258
Efficiency (Unfurnished)	9,720	291	10,011
Lofts 1-bed/1-bath (Furnished)	12,300	369	12,669
Lofts 1-bed/1-bath (Unfurnished)	11,940	358	12,298
Lofts 2-Bed/1-Bath (Furnished)	9,180	275	9,455
Lofts 2-Bed/1-Bath (Unfurnished)	8,940	268	9,208

University Partnership Housing

Bayou Oaks, 3% Increase; Cambridge Oaks, 3.2% Increase; Cullen Oaks, 3.5% Increase

UNIVERSITY OF HOUSTON SYSTEM

Board of Regents

University of Houston Meal Plans

Meal Plans

Within the industry, meal plan structures are evolving into the LifeStyle method. The idea is for students to choose the correct meal plan based on their lifestyle and not on the cost. We are introducing three new LifeStyle plans in Fall 2011, with a base cost of \$1,550.

	<u>FY2010</u>	<u>Change</u>	<u>FY2011</u>
Residential Meal Plans (per semester)			
RFoC 21 (21 all-you-care-to-eat meals per week plus \$100 Cougar Cash)	1,490	60	1,550
RFoC 15 (15 all-you-care-to-eat meals per week plus \$200 Cougar Cash)	1,260	290	1,550
RFoC 160(160 all-you-care-to-eat meals per semester plus \$400 Cougar Cash)	1,150	400	1,550
RFoC 100(100 all-you-care-to-eat meals per semester plus \$575 Cougar Cash)	1,470	(120)	1,350
Cougar Cash (Juniors, Seniors and Graduate Residents only)	1,250	100	1,350
Commuter Meal Plans (per semester)			
Select 300 (all cougar cash)	300	-	300
Select 500 (all cougar cash)	500	-	500
Select 800 (all cougar cash)	800	-	800
Select 1000 (all cougar cash)	-	1,000	1,000
Select 80 (80 all you care to eat meals)	420	20	440
Select Plan 20 Plus (20 all-you-care-to-eat meals per semester plus \$50 Cougar Cash)	165	25	190
Select Plan 40 Plus (40 all-you-care-to-eat meals per semester plus \$100 Cougar Cash)	350	10	360
Select Plan 80 Plus (80 all-you-care-to-eat meals per semester plus \$150 Cougar Cash)	570	20	590
Faculty/Staff Meal Plans (per month)			
Block 5 (5 all-you-care-to-eat meals per month)	30	-	30
Block 10 (10 all-you-care-to-eat meals per month)	55	-	55
Block 15 (15 all-you-care-to-eat meals per month)	80	-	80
Cougar Cash	25	-	25

UH-Clear Lake Parking

The following UH-Clear Lake parking rate change will generate about \$115,500 additional revenue in FY2011.

	<u>FY2010</u>	<u>Change</u>	<u>FY2011</u>
Student - Annual	\$75/annual	\$10/annual	\$85/annual
Student - Semester	\$40/semester	\$10/semester	\$50/semester
Student - Summer	\$25/summer only	\$10/summer only	\$35/summer only
Student - Clear Lake High School	\$40/semester	\$10/semester	\$50/semester
Employee - Annual	\$65/annual	\$20/annual	\$85/annual
Employee - Annual Lot A	\$115/annual	\$35/annual	\$150/annual

UH-Downtown Parking

The following UH-Downtown parking rate change will generate about \$12,000 additional revenue in FY2011.

	<u>FY2010</u>	<u>Change</u>	<u>FY2011</u>
CJC Cadets	\$15/all terms	\$35/ 4-mo terms \$85/ 8-mo terms	\$50/ 4-mo terms \$100/ 8-mo terms
Contract Employees (full-time)	\$10/sem	\$55/yr	\$85/yr
Tier II Reserved	\$85/yr	\$50/yr	\$135/yr
Annual Student Permit	N/A	-	\$100/surface lot \$150/garage parking

UNIVERSITY OF HOUSTON SYSTEM

Board of Regents

UH-Victoria Housing and Meal Plans

Student Housing (Per Academic Year)	
Single Occupancy Room	\$6,000
Double Occupancy Room	\$4,050

Meal Plan (Per Semester)	
Residential Students (20 meals/week)	\$1,250
Commuter Meal Plan	
Select Plan 20 (20 meals/semester)	\$130
Select Plan 40 (40 meals/semester)	\$250
Select Plan 80 (80 meals/semester)	\$420
Faculty/Staff Meal Plan	
Block 5 (5 meals/month)	\$30
Block 10 (10 meals/month)	\$55
Block 15 (15 meals/month)	\$80
Door/Cash Price	
Breakfast	\$6
Lunch	\$7
Dinner	\$8

F&A 4

UH UNIVERSITY CENTER FEE

UC Transformation Project Fee Implications

Semester / Year of UC Fee Increase	Fee Increase Increment	Total UC Fee for Semester
Fall 2009 – Current UC Fee	\$0	\$35
Fall 2010	\$50	\$85
Fall 2011	\$0	\$85
Fall 2012	\$50	\$135
Fall 2013	\$0	\$135
Fall 2014	\$0	\$135



UH University Center Construction Fee

- The University of Houston is requesting a \$50 increase to the current mandatory \$35 per student semester University Center fee (and a \$25 increase in the current \$17.50 per student summer semester fee).
- On November 18 and 19, 2008, University of Houston students passed a referendum with an impressive 77 percent of those 4161 voting expressing support for a fee increase that might fund a multi-million dollar transformation of the University Center with over 70% supporting Concept C that called for a \$25 increase in the UC fee each year beginning with Fall 2010.
- Texas Legislature amended Texas Education Code, Section § 54.526, to provide for this proposed increase.
- As allowed by statute, the FY2011 \$50 per semester fee increase is not included in the UH FY2011 increase of 3.95%. The total increase, including the UC fee increase is 5.38%. (Likewise, the new UT Austin Student Activity Center fee of \$65 per semester is not included in the 3.95% for that campus. With the Activity Center fee included, the UT Austin increase is 5.4%)

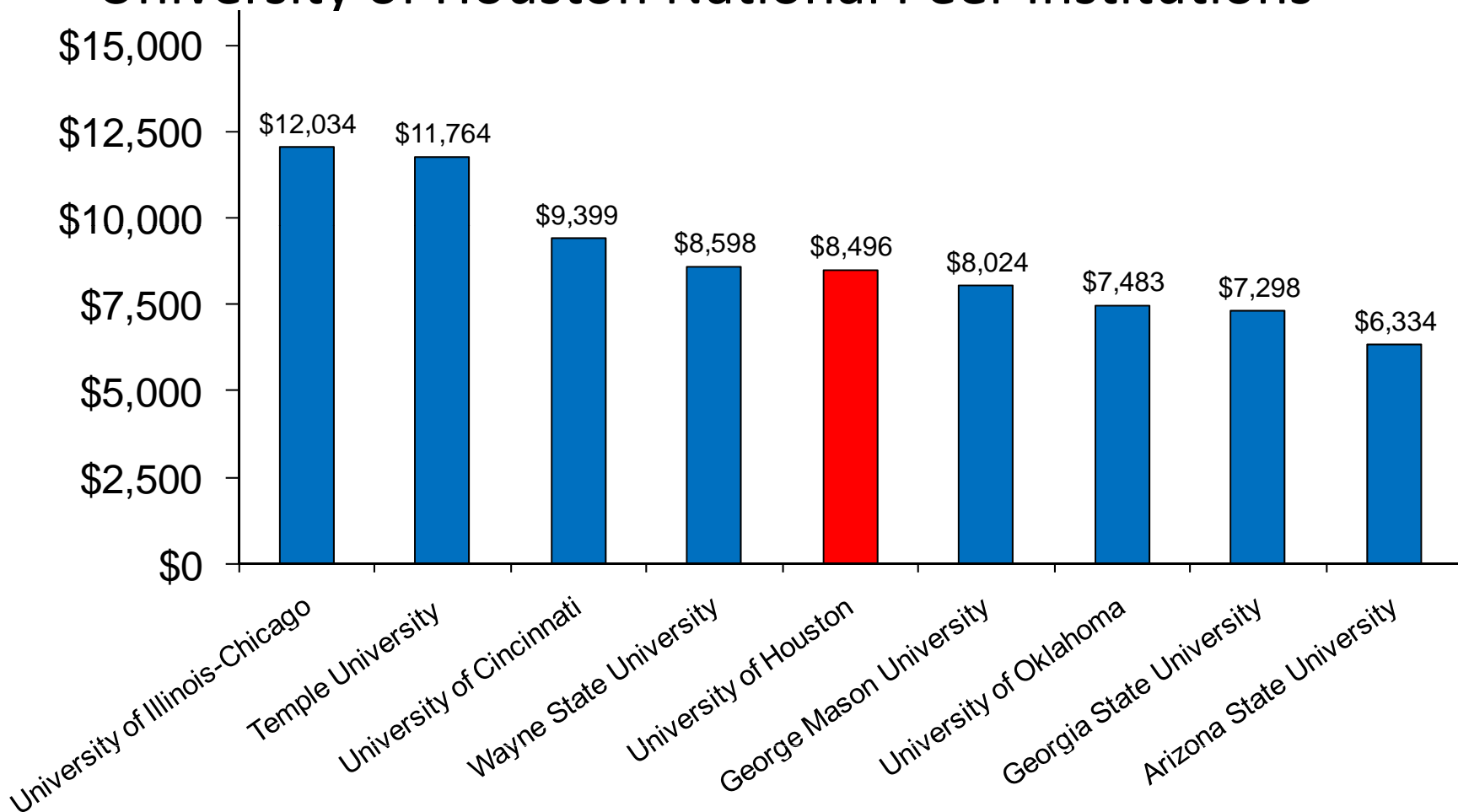
Board of Regents

Reference Materials

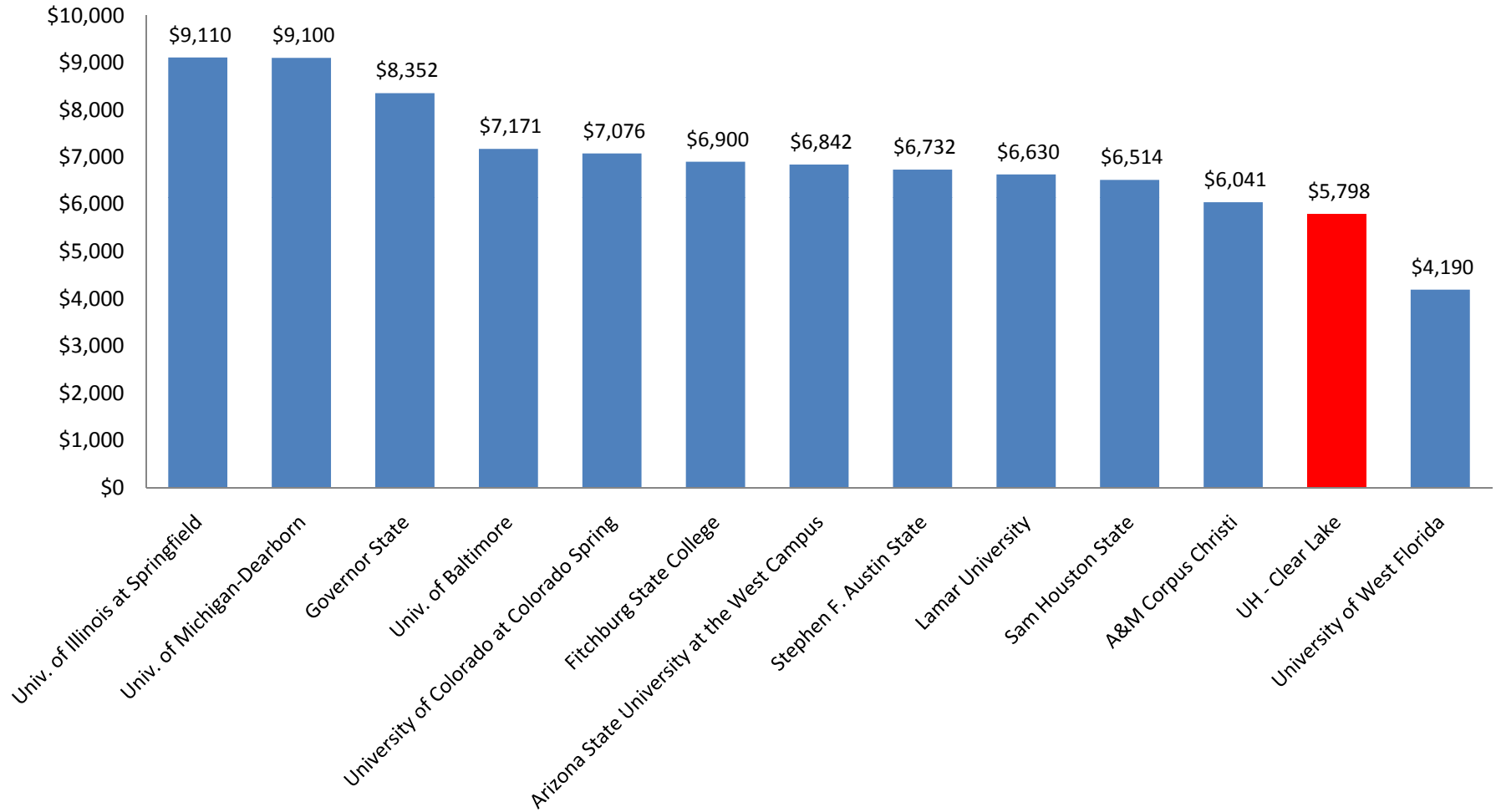
Board of Regents
FY 2010 Tuition and Fees

30 Credit Hour Academic Year

University of Houston National Peer Institutions

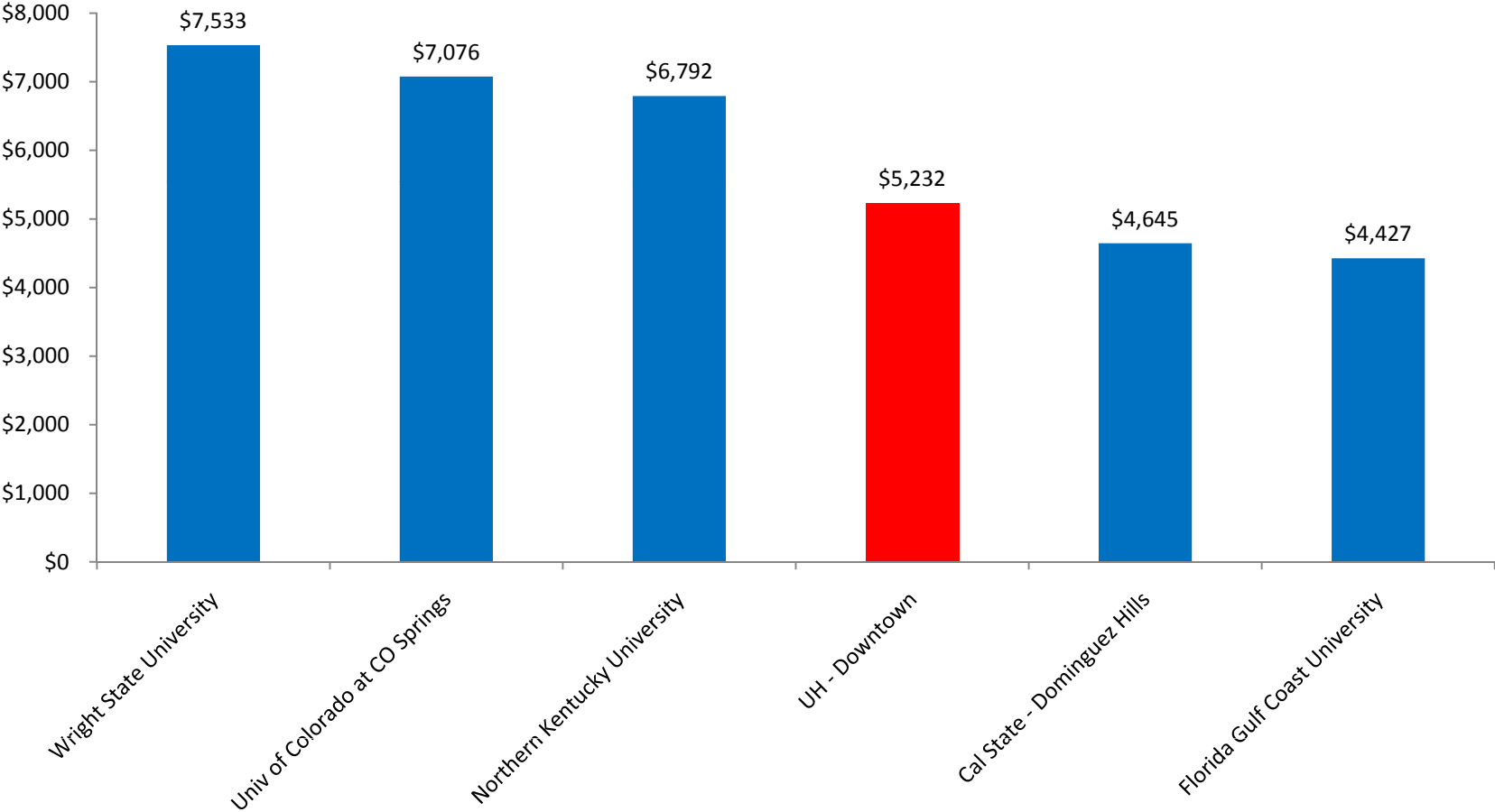


Board of Regents
FY 2010 Tuition and Fees
30 Credit Hour Academic Year
UH-Clear Lake Peer Institutions



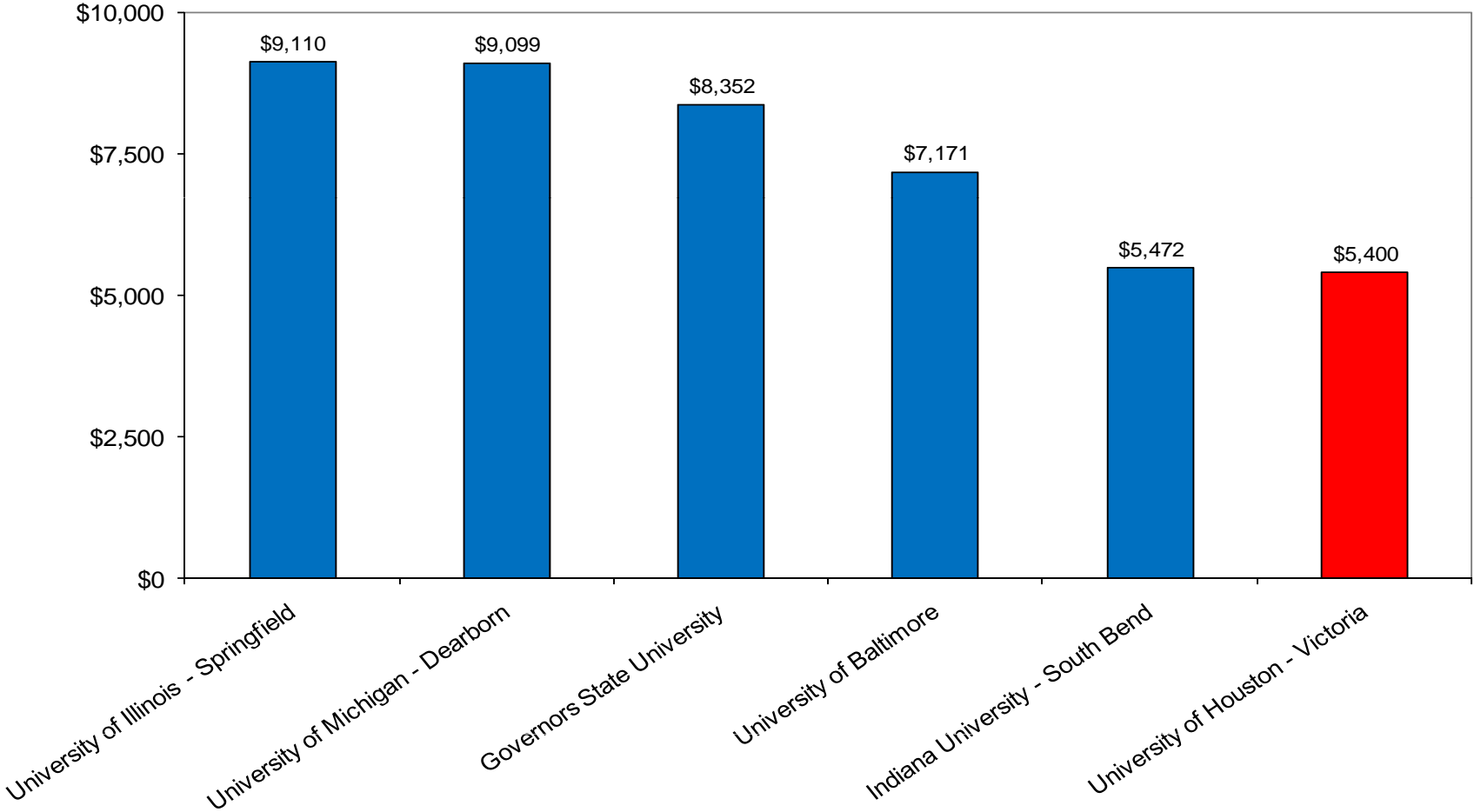
Board of Regents
FY 2010 Tuition and Fees
30 Credit Hour Academic Year

UH-Downtown National Peer Institutions



Board of Regents
FY 2010 Tuition and Fees
30 Credit Hour Academic Year

UH-Victoria National Peer Institutions



Board of Regents

University of Houston Tuition & Fee Proposal

12 Credit Hours per Semester RESIDENT UNDERGRADUATE Students

12 Hours

FY2011 vs FY2010

	FY2010		Dollar Change		Percent Change	FY2011	
	Rate	12 Hours	Rate	12 Hours		Rate	12 Hours
Tuition							
Statutory Tuition (per hour)	\$ 50.00	\$ 600.00	\$ -	\$ -	0.0%	\$ 50.00	\$ 600.00
General Designated Tuition (per hour)	128.45	1,541.40	11.46	137.52	8.9%	139.91	1,678.92
Differential Designated Tuition (average per hour)	6.32	75.84	12.77	153.24	202.1%	19.09	229.08
Subtotal Tuition	184.77	2,217.24	24.23	290.76	13.1%	209.00	2,508.00
College Fees (average per hour)	42.09	505.08	(12.77)	(153.12)	-30.3%	29.33	351.96
University-wide Fees							
Student Service Fee (max per sem, incl Health Ctr) *	185.00	185.00	(185.00)	(185.00)	-100.0%	-	-
University Center Fee (per semester) *	35.00	35.00	(35.00)	(35.00)	-100.0%	-	-
Rec. Wellness Center Fee (per semester) *	84.00	84.00	(84.00)	(84.00)	-100.0%	-	-
Consolidated Student Services Fee (per semester) **			304.00	304.00	n/a	304.00	304.00
Technology Fee (per hour) *	13.75	165.00	(13.75)	(165.00)	-100.0%	-	-
Library Fee (per hour) *	9.00	108.00	(9.00)	(108.00)	-100.0%	-	-
International Education Fee (per semester) *	1.00	1.00	(1.00)	(1.00)	-100.0%	-	-
Campus Card Fee (per semester) *	6.00	6.00	(6.00)	(6.00)	-100.0%	-	-
Instructional Access Fee (per hour) *	3.50	42.00	(3.50)	(42.00)	-100.0%	-	-
Student Academic Service Fee (per hour) *	2.75	33.00	(2.75)	(33.00)	-100.0%	-	-
Utility Assessment (per hour) *	8.50	102.00	(8.50)	(102.00)	-100.0%	-	-
Consolidated University Services Fee (per hour) **			38.08	456.96	n/a	38.08	456.96
Subtotal University-wide Fees		761.00	(0.00)	(0.04)	0.0%		760.96
Total Tuition and Fees per Semester		\$3,483.36	\$ 137.52		3.95%		\$3,620.88

* Existing fees to be combined into consolidated fees for billing purposes

** Combined fee for billing purposes

Board of Regents

UH-Clear Lake Tuition & Fee Proposal

**University of Houston - Clear Lake
12 Credit Hours per Semester**

12 Hours

RESIDENT UNDERGRADUATE Students

FY2011 vs FY2010

University Total

	FY2010		Dollar Change		Percent Change	FY2011	
	Rate	12 Hours	Rate	12 Hours		Rate	12 Hours
Tuition							
Statutory Tuition (per hour)	\$ 50.00	\$ 600.00	\$ -	\$ -	0.0%	\$ 50.00	\$ 600.00
General Designated Tuition (per hour)	102.00	1,224.00	7.00	84.00	6.9%	109.00	1,308.00
Differential Designated Tuition (per hour)	2.32	27.84	2.11	25.32	90.9%	4.43	53.16
Subtotal Tuition	<u>154.32</u>	<u>1,851.84</u>	<u>9.11</u>	<u>109.32</u>	<u>5.9%</u>	<u>163.43</u>	<u>1,961.16</u>
School Fees (average)	4.32	51.84	0.09	1.08	2.1%	4.41	52.92
University-wide Fees							
Student Service Fee (per hour)	30.00	180.00	3.00	18.00	10.0%	33.00	198.00
Computer Use Fee (per hour)	16.00	192.00	-	-	0.0%	16.00	192.00
Student Center Fee (per semester)	30.00	30.00	-	-	0.0%	30.00	30.00
Library Fee (per hour)	6.00	60.00	-	-	0.0%	6.00	60.00
Extended Access and Support Fee (per hour)	6.00	54.00	-	-	0.0%	6.00	54.00
Writing Center Support Fee (per semester)	9.00	9.00	-	-	0.0%	9.00	9.00
Student ID Card Fee (per semester)	3.00	3.00	-	-	0.0%	3.00	3.00
Transcript and Publication (per semester)	15.00	15.00	-	-	0.0%	15.00	15.00
E-Services (per semester)	13.00	13.00	-	-	0.0%	13.00	13.00
Utility Surcharge (two-tiered flat rate, by load)	16.00	16.00	(16.00)	(16.00)	-100.0%	-	-
International Education Fee (per semester)	2.00	2.00	-	-	0.0%	2.00	2.00
Subtotal University-wide Fees	<u>574.00</u>	<u>574.00</u>	<u>2.00</u>	<u>2.00</u>	<u>0.3%</u>	<u>576.00</u>	<u>576.00</u>
Semester Total Mandatory Tuition and Fees	<u>\$2,477.68</u>	<u>\$2,477.68</u>	<u>\$ 112.40</u>	<u>\$ 112.40</u>	<u>4.5%</u>	<u>\$2,590.08</u>	<u>\$2,590.08</u>

Board of Regents

UH-Downtown Tuition & Fee Proposal

University of Houston-Downtown
Cost of 12 Credit Hours per Semester
RESIDENT UNDERGRADUATE Students

12 Hours

FY2011 vs FY2010

	FY2010		Dollar	Change	Percent Change	FY2011	
	Rate	12 Hours	Rate	12 Hours		Rate	12 Hours
Tuition							
Statutory Tuition (per hour)	\$ 50.00	\$ 600.00	\$ -	\$ -	0.0%	\$ 50.00	\$ 600.00
General Designated Tuition (per hour)	90.00	1,080.00	8.00	96.00	8.9%	98.00	1,176.00
Differential Designated Tuition COB (\$2 per hour) - NEW			0.57	6.79	NA	0.57	6.79
Subtotal, Tuition	140.00	1,680.00	8.57	102.79	6.1%	148.57	1,782.79
College Fees (average)	0.78	9.36	-	-	0.0%	0.78	9.36
University-wide Fees							
Student Service Fee (per hour)	15.00	140.00	5.00	-	0.0%	20.00	140.00
Computer Use Fee (per hour)	14.00	168.00	2.00	-	0.0%	16.00	168.00
University Center Fee (two-tiered flat rate, by load)	25.00	25.00	10.00	10.00	40.0%	35.00	35.00
Library Fee (per hour)	6.00	60.00	2.00	-	0.0%	8.00	60.00
Student Record Fee (per head)	15.00	15.00	5.00	5.00	33.3%	20.00	20.00
Student Advising Fee (per hour)	3.00	36.00	-	-	0.0%	3.00	36.00
International Education Fee (per head)	3.00	3.00	2.00	2.00	66.7%	5.00	5.00
Utility Assessment (two-tiered flat rate, by load) - ELIMINATE	15.00	15.00	(15.00)	(15.00)	-100.0%	-	-
Extended Access & Support - (per hour)	6.00	54.00	2.00	8.00	14.8%	8.00	62.00
Subtotal, University-wide Fees		516.00		10.00	1.9%		526.00
Total Tuition and Fees per Semester		<u>\$ 2,205.36</u>		<u>\$ 112.79</u>	<u>5.1%</u>		<u>\$ 2,318.15</u>

Board of Regents

UH-Victoria Tuition & Fee Proposal

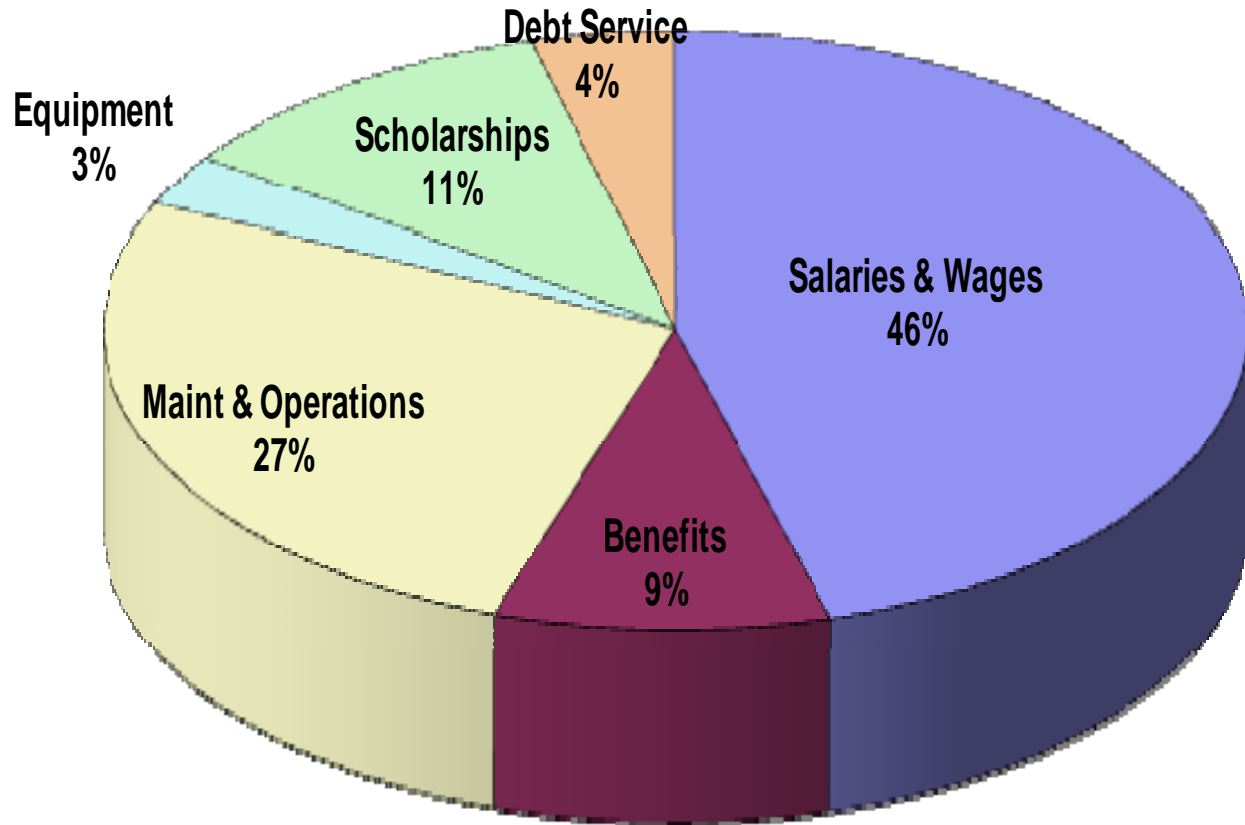
University of Houston-Victoria
Cost of 12 Credit Hours per Semester
RESIDENT UNDERGRADUATE Students

12 Hours

FY2011 vs FY2010

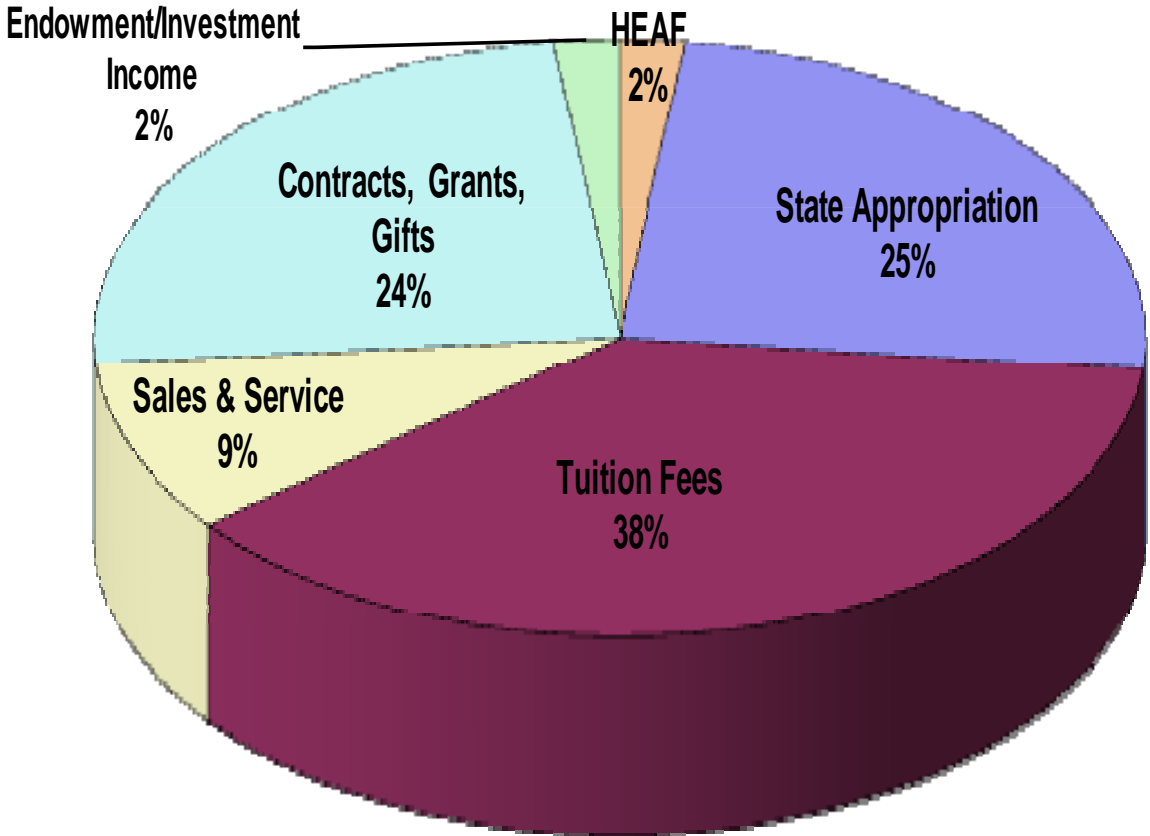
	FY2010		Dollar	Change	Percent	FY2011	
	<u>Rate</u>	<u>12 Hours</u>	<u>Rate</u>	<u>12 Hours</u>	<u>Change</u>	<u>Rate</u>	<u>12 Hours</u>
Tuition							
Statutory Tuition (per hour)	\$ 50.00	\$ 600.00	\$ -	\$ -	0.0%	\$ 50.00	\$ 600.00
General Designated Tuition (per hour)	93.00	1,116.00	6.00	72.00	6.5%	99.00	1,188.00
Subtotal Tuition	143.00	1,716.00	6.00	72.00	4.2%	149.00	1,788.00
College Fees (average)	-	-	-	-	0.0%	-	-
University-wide Fees							
Student Service Fee (per semester)	150.00	150.00	12.00	12.00	8.0%	162.00	162.00
Extended Access and Support Fee (per hour)	24.00	288.00	0.00	0.00	0.0%	24.00	288.00
Library Fee (per hour)	3.00	36.00	0.00	0.00	0.0%	3.00	36.00
Subtotal University-wide Fees		474.00		12.00	2.5%		486.00
Semester Total Tuition and Fees		\$2,190.00		\$ 84.00	3.8%		\$ 2,274.00

University of Houston
**Budgeted Uses of Current Funds By
Object-FY10**



Total \$805.9 million

University of Houston
**Budgeted Sources of
Current Funds-FY10**



Total \$805.9 million