



University of Houston System

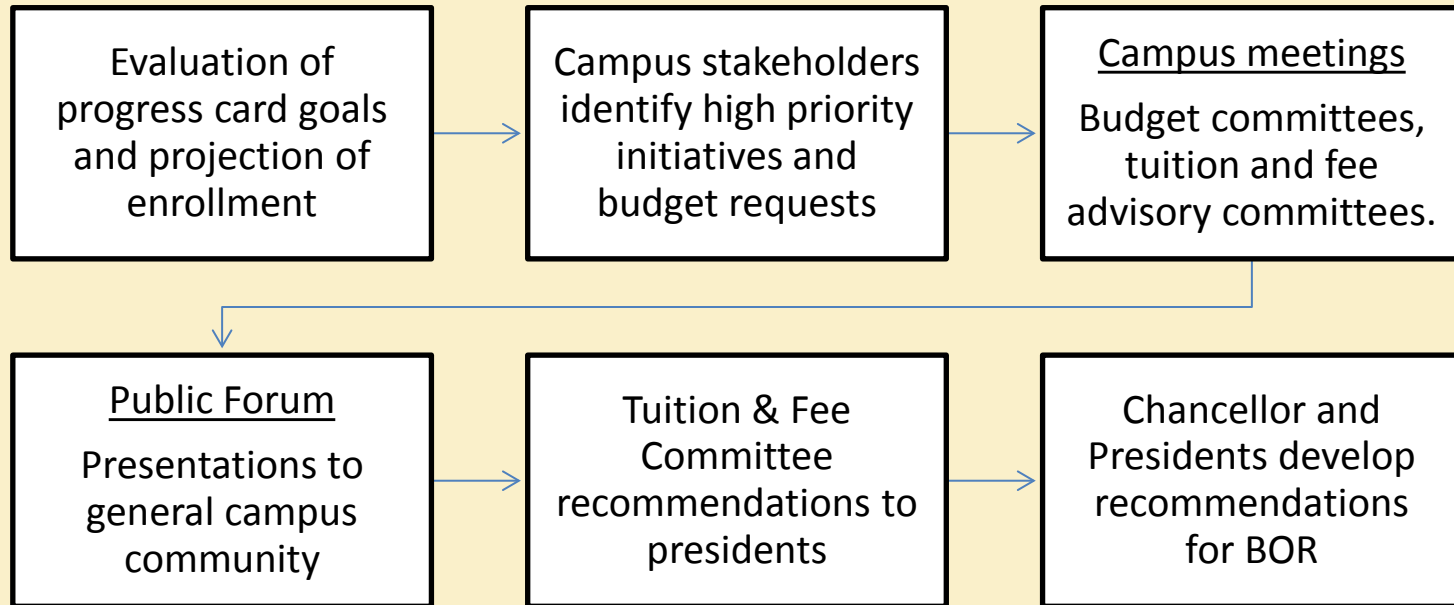
FY2015 and FY2016 Tuition and Fees

Board of Regents Finance and Administration Committee
February 25, 2014

1. **F&A-C** Approval is requested to establish FY2015 and FY2016 4-Year Undergraduate Fixed Tuition
2. **F&A-D** Approval is requested for changes to the FY2015 and FY2016 variable-rate undergraduate and graduate tuition and fees
3. **F&A-E** Approval is requested for changes to the FY2015 and FY2016 (FY2016 is UHV only) mandatory student-recommended fees
4. **F&A-F** Approval is requested for changes to the FY2015 voluntary and optional fees and charges



Campus Tuition & Fee Process



Example – University of Houston timeline:

Advisory Committee Meetings

- January 17 Principles and Options ✓
- January 29 Implementation Issues ✓
- January 29 SGA/Campus meetings ✓
- January 31 Report and Recommendations ✓
- February 5 Implementation Issues ✓

BOR Meeting February 25, 26

Implementation Fall 2014



Section 1 – F&A-C

Establish FY2015 and FY2016 4-Year Fixed Tuition

House Bill 29

Universities shall offer entering undergraduate students a fixed tuition price plan:

- To begin Fall 2014, may be optional,
- For at least the first 12 consecutive semesters (four academic years),
- Includes undergraduate students who transfer to the institution,
- Subject to restrictions or qualifications adopted by the governing board.

Reasons to Encourage 15 Hours/Semester *

- Taking only 12 credits per term can add a year to a four-year degree.
- Students, parents, and public financial aid programs pay more for more semesters.
- Students lose out on a year or more of employment and income.
- Fewer students can be served with limited capacity—advising, parking, dormitories.
- Dropout rates are higher for students who take fewer credits.

* From Complete College America: How Full-Time are “Full-Time” Students?, October 2013



4-Year Fixed Tuition Rates

- This is an optional program
- The FY2015 rates will apply to the Fall 2014 cohort of first time in college (FTIC) freshmen plus undergraduate transfer students entering in Fall 2014
- The FY2016 rates will apply to the Fall 2015 cohort of first time in college (FTIC) freshmen plus undergraduate transfer students entering in Fall 2015
- The FY2015 rates are developed under the assumption that variable-rate tuition will escalate at an inflation rate of 2.2% over the next four years.
- Non-resident premiums will be charged in addition to the rates below
- Student Based Fees will be in addition to the amounts below

4-Year Fixed Tuition FY2015 Cohort

FY2015 Cohort (per semester)	<u>UH</u>	<u>UHCL</u>	<u>UHD</u>	<u>UHV</u>
	\$ for 15 SCH	\$ for 15 SCH	\$ for 15 SCH	\$ for 15 SCH
Resident Undergraduate	\$4,750	\$3,472	\$3,275	\$3,283

4-Year Fixed Tuition FY2016 Cohort

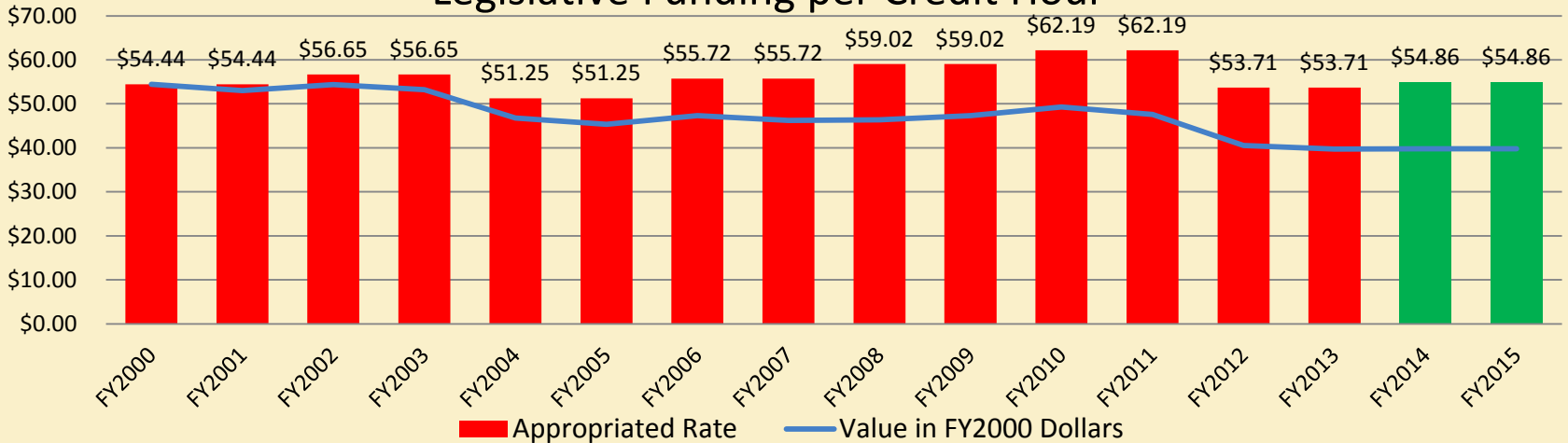
FY2016 Cohort (per semester)	<u>UH</u>		<u>UHCL</u>		<u>UHD</u>		<u>UHV</u>	
	\$ Change	% Change	\$ Change	% Change	\$ Change	% Change	\$ Change	% Change
Resident Undergrad vs FY2015	\$105	2.2%	\$150	4.3%	\$140	4.3%	\$119	3.6%



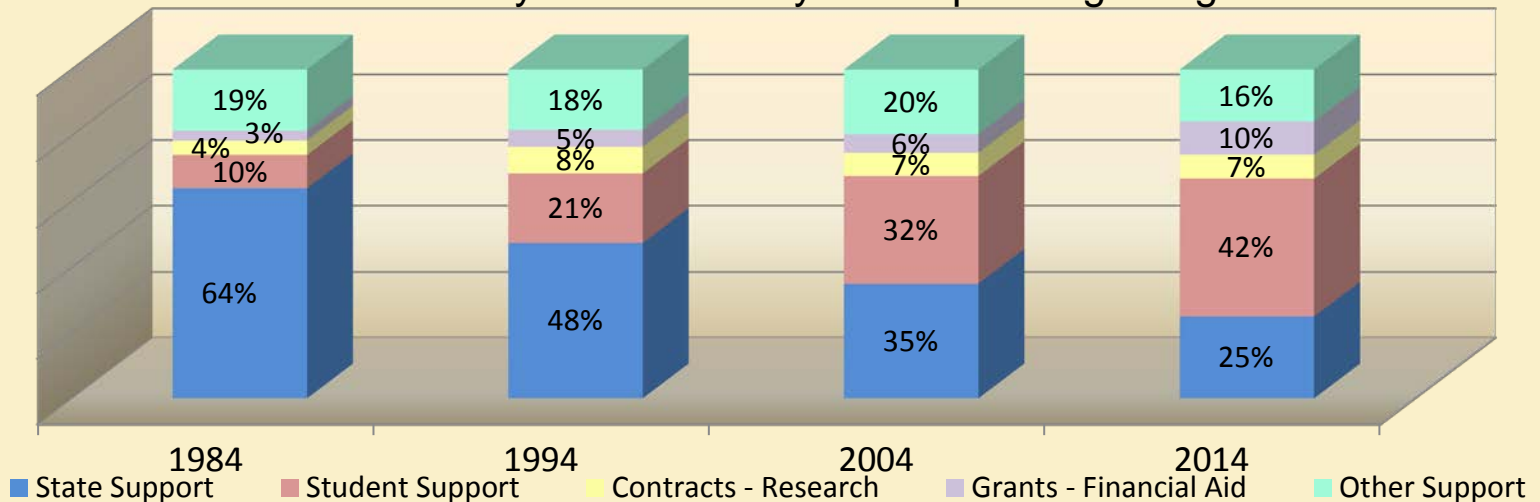
Section 2 – F&A-D

Approval is requested for changes to the FY2015 and FY2016 Variable-rate undergraduate and graduate tuition and fees

Legislative Funding per Credit Hour



University of Houston System Operating Budget

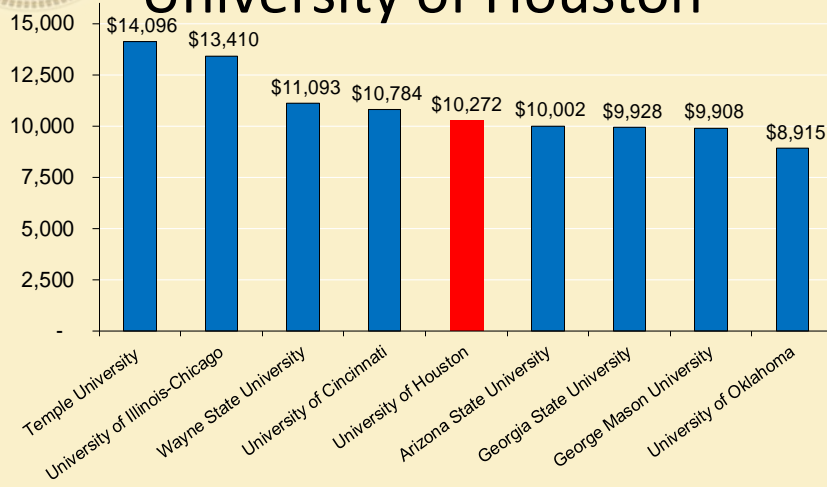




FY2014 Tuition and Fees

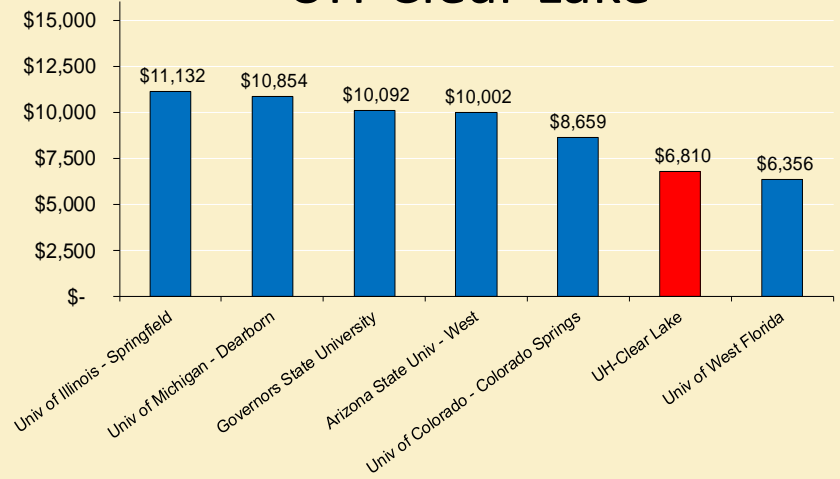
30 Credit Hour Academic Year for Undergraduates

University of Houston



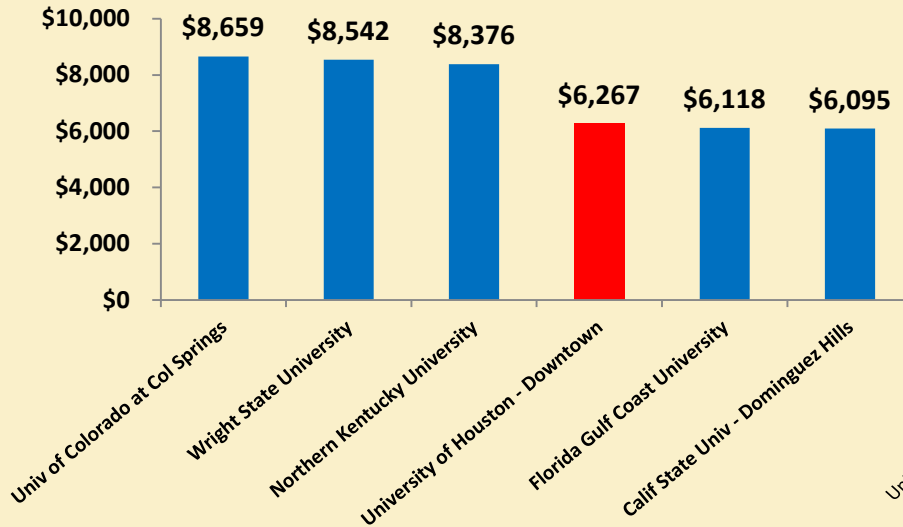
Source: College Board

UH-Clear Lake

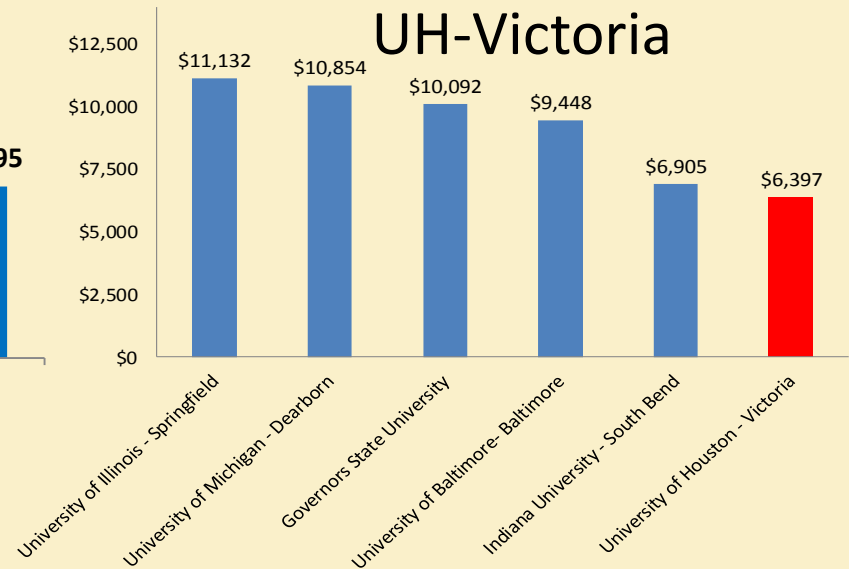


Source: College Board

UH-Downtown



UH-Victoria





University of Houston

Student and Faculty Recommended Strategies to Enhance Student Success:

- 1. Improve student persistence and graduation*
- 2. Increase faculty*
- 3. Increase financial aid*
- 4. Enhance libraries, instructional technology, and graduate student support*



FY2015 and FY2016 Proposed Variable Rate Tuition & Fees

(Excludes Mandatory Student-recommended Fees)

University of Houston - Undergraduate Increases *

Undergrad 15 SCH	FY 2014 Actual	\$ Change	% Change	FY 2015 Proposed	\$ Change	% Change	FY 2016 Proposed
Group 1 University FTIC Education CLASS - Liberal Arts	\$4,380	\$120	2.7%	\$4,500	\$75	1.7%	\$4,575
Group 2 University Scholars CLASS - Fine & Performing Arts Hotel & Restaurant Management Natural Sciences & Mathematics Pharmacy	\$4,695	\$105	2.2%	\$4,800	\$75	1.6%	\$4,875
Group 3 Architecture Business Engineering Technology	\$5,085	\$90	1.8%	\$5,175	\$150	2.9%	\$5,325
Undergrad Average	\$4,677	\$105	2.2%	\$4,782	\$96	2.0%	\$4,878

* Based on the following rates per SCH

Group 1	\$292	\$300	\$305
Group 2	\$313	\$320	\$325
Group 3	\$339	\$345	\$355



FY2015 and FY2016 Proposed Variable Rate Tuition & Fees

(Excludes Mandatory Student-recommended Fees)

University of Houston Graduate Increases

Doctoral Programs - No Increase

Masters Programs - 2.2% Increase each year

Exceptions:

Business Masters - FY2015 9.7%, FY2016 2.2%

Engineering Masters - Each Year 3.0%

Law (LLM) Masters - No Increase

Social Work Masters - FY2015 5.3%, FY2016 1.5%

Technology Masters - Each Year 3.5%

Optometry O.D. - No Increase

Pharmacy PharmD - FY2015 9.1%, FY2016 9.0% for Building Pgm



Fall 2013 Undergraduate Tuition & Fees Bottom Third of Texas Public Universities (30 Credit Hours)

26	University of Houston-Clear Lake	\$6,810
27	The Univ of Texas of the Permian Basin	\$6,776
28	Texas A&M University-San Antonio	\$6,751
29	Texas A&M University-Commerce	\$6,664
30	Tarleton State University	\$6,659
31	Texas A&M University-Central Texas	\$6,659
32	Sul Ross State University	\$6,600
33	University of Houston-Victoria	\$6,397
34	University of Houston-Downtown	\$6,267
35	The University of Texas at Brownsville	\$6,153
36	The University of Texas-Pan American	\$6,134
37	Texas A&M University-Texarkana	\$5,998
38	Sul Ross State University Rio Grande Col	\$4,446



FY2015 and FY2016 Proposed Tuition & Fees

UHCL Strategies to Support Student Success:

- **Faculty and staff recruitment and retention**
- **Additional faculty for high growth programs**
- **Faculty for new program in Nursing**
- **Support Four Year Initiative/Downward Expansion**
 - **Student Success Center, Math Center, Writing Center**
 - **Centralized Advising Center**
 - **Testing Center**
 - **Library Resources**
 - **Veteran's Services Office**



FY2015 and FY2016 Proposed Variable Rate Tuition & Fees

(Excludes Mandatory Student-recommended Fees)

UH-Clear Lake

	FY 2014 Actual	\$ Change	% Change	FY 2015 Proposed	\$ Change	% Change	FY 2016 Proposed
Undergrad (15 SCH)	\$3,158	\$168	5.3%	\$3,326	\$165	5.0%	\$3,491
Graduate (9 SCH)	\$3,466	\$216	6.2%	\$3,682	\$216	5.9%	\$3,898



FY2015 and FY2016 Proposed Tuition & Fees

UHD Strategies to Support Student Success

- *Improve student advising*
- *Support enrollment growth*
- *Increase financial aid*
- *Improve teaching and learning*
- *Enhance student support and learning environment*
- *Strengthen online learning*



FY2015 and FY2016 Proposed Variable Rate Tuition & Fees

(Excludes Mandatory Student-recommended Fees)

UH-Downtown

	FY 2014 Actual	\$ Change	% Change	FY 2015 Proposed	\$ Change	% Change	FY 2016 Proposed
Undergrad (15 SCH)	\$2,981	\$174	5.8%	\$3,155	\$162	5.1%	\$3,317
Graduate (9 SCH)	\$2,861	\$229	8.0%	\$3,090	\$198	6.4%	\$3,288



FY2015 and FY2016 Proposed Tuition & Fees

UHV Strategies to Support Student Success :

- **New faculty positions to meet demands in general education and student majors**
- **Expanded student scholarships**
- **Support for student life, student success, facilities, and IT operations**
- **Support for growing off-campus programs in Fort Bend County and The Woodlands**



FY2015 and FY2016 Proposed Variable Rate Tuition & Fees

(Excludes Mandatory Student-recommended Fees)

UH-Victoria

	FY 2014 Actual	\$ Change	% Change	FY 2015 Proposed	\$ Change	% Change	FY 2016 Proposed
Undergrad (15 SCH)	\$3,007	\$157	5.2%	\$3,164	\$147	4.6%	\$3,311
Graduate (9 SCH)	\$2,600	\$316	12.2%	\$2,916	\$213	7.3%	\$3,129



FY2015 Non-Resident Premium Tuition

- The following are the premium tuition amounts that non-resident students pay above the resident tuition rates.
- These rates apply to both 4-year fixed and variable rate tuition.
- The State-mandated amounts are determined annually by THECB.

Non-Resident Tuition Premium

FY2014 (current, per SCH)

	<u>UH</u>	<u>UHCL</u>	<u>UHD</u>	<u>UHV</u>
State-Mandated Pass-through	\$354	\$354	\$354	\$354
Additional for Undergraduates	--	60	--	--
Additional for Graduates	--	38	--	--

FY2015 (per SCH)

State-Mandated Pass-through	\$362	\$362	\$362	\$362
Additional for Undergraduates	100	70	--	--
Additional for Graduates	100	50	--	--



Section 3 – F&A-E

Approval is requested for changes to the FY2015 and FY2016 (FY2016 is UHV only) mandatory student-recommended fees

	<u>Current</u>	<u>\$ Change</u>	<u>% Change</u>	<u>New</u>
University of Houston				
• Student Service Fee FY2015	\$240	\$10	4.2%	\$250
• Campus Recreation Fee FY2015	\$84	\$8	9.5%	\$92
• University Center Fee FY2015	\$135	\$0	0.0%	\$135
UH-Victoria				
• Student Service Fee FY2015	\$191	\$19	9.9%	\$210
• Student Service Fee FY2016	\$210	\$21	9.9%	\$231



University of Houston

Student Service Fee (SSF) Recommendation Process

- **UH Student Fees Advisory Committee (SFAC)**
Texas Education Code: Section 54.5062
Members: 7 students, 2 faculty, 1 ex-officio
- **Accepted requests from UH offices and organizations**
October 2013, 33 requests
- **Conducted budget hearings for each request**
November 2013, 33 hearings over 4 days
- **Deliberated and developed recommendations**
November 2013, 2 days
- **Final report and recommendations to UH administration**
November 18, 2013



University of Houston

Student Fees Advisory Committee (SFAC) FY15 Recommendation

Raise the total Student Service Fee collected by \$10 to meet the changing needs of the UH student population, support increased student programming and enhance student engagement.

- **Establish the Center for Diversity and Inclusion**
- **Fund an additional Psychologist 1 position**
- **Fund a new CLASS Career Counselor position**
- **Fund the new Commuter Assistant Program**
- **Enhance night and weekend programming**
- **Enhance UH Cheer Squad and Dance Team travel**



University Houston

Campus Recreation Advisory Board

- **Board Structure**
 - **Nine Appointed Representatives (Voting)**
 - Two undergraduate students (at least one being a commuter student) recommended by SGA
 - One graduate student recommended by SGA
 - One residence hall student recommended by Residence Hall Association
 - One faculty member recommended by Faculty Senate
 - One staff member recommended by Staff Council
 - Two at large student members appointed by the VC/VP of Student Affairs
 - One Alumni (CRWC member) appointed by the VC/VP of Student Affairs
 - **Two ex-officio Members (Non-Voting)**
 - Assistant Vice President for Health and Wellness (or designate)
 - Director, Campus Recreation
- **Fee Increase Proposal Review Process**
 - Advisory Board unanimously voted in support of fee increase proposal during meeting on 11-20-13
 - Dr. Walker, Vice President, Student Affairs & Enrollment Services
 - President Khator
 - UH Board of Regents



University of Houston – Victoria

FY2015 and FY2016 Student Service Fee

FY2015

- Increase the hourly rate from \$31 to \$35 and the maximum rate from \$191 to \$210 per semester.
- The revenue will provide additional support for campus safety, student retention efforts, student services to the centers and on-line, and student transportation.

FY2016

- Increase the hourly rate from \$35 to \$38.50 and the maximum rate from \$210 to \$231 per semester
- The revenue will provide additional support for campus safety and student services both face-to-face and on-line.



Section 4 – F&A-F

Approval is requested for changes to the FY2015 voluntary and optional fees and charges

University of Houston

- Academic Voluntary and Optional Fees - FY2015
- Student Housing - FY2015
- Meal Plans - FY2015

UH-Clear Lake

- Academic Voluntary and Optional Fees - FY2015

UH-Victoria

- Student Housing - FY2015
- Meal Plans - FY2015



FY2015 Academic Voluntary and Optional Fee Changes

University of Houston

- ACTIVITY/MATERIALS FEE – Cost of activities and/or materials uniquely designed to meet a specific requirement of a program or curriculum
- EXECUTIVE/CERTIFICATE FEE – Surcharge for delivering instruction to an executive or certificate program
- FIELD STUDY FEES – Cost of travel and materials needed for practical application of disciplines in the field
- ADMISSION APPLICATION AND GRADUATE FEES – Cost of recruiting and processing admission applications to University programs and the processing costs related to graduation review

UH-Clear Lake

- GRADUATION FEE/Miscellaneous – Cost of graduation, Texas Success Initiative retake fee, proctor fee

Note: Additional detail provided in tables that follow these slides.



University of Houston Student Housing Rate Increase Process

Chief Housing Officer Rate Survey

- 46 Universities in the region (30 in Texas)

Student Housing & Residential Life Advisory Board

- Comprised of:
 - 5 student leaders (nominated by SGA, RHA, and RA Staff)
 - 2 staff members (appointed by Staff Council)
 - 2 faculty members (appointed by Faculty Senate)

Town Hall Meetings (Partnership with Dining Services)

- 2 public meetings to review rate proposals and answer questions.



University of Houston Housing Rates

The student housing rate increase of 3% will offset deferred maintenance costs, operating costs, and additional debt service for new construction.

Rentable Options	FY2014	\$ Change	% Change	FY2015
9 Month Lease Options (per academic semester)				
Quadrangle Double	2,494.00	75.00	3%	\$2,569.00
Quadrangle Super Single	3,302.00	99.00	3%	\$3,401.00
Moody Towers Double	2,252.00	68.00	3%	\$2,320.00
Moody Towers Single	2,810.00	84.00	3%	\$2,894.00
Moody Towers Super Single	3,081.00	92.00	3%	\$3,173.00
Cougar Village I - 2 Bedroom Double	2,756.00	83.00	3%	\$2,839.00
Cougar Village I - 2 Bedroom Single	3,585.00	108.00	3%	\$3,693.00
Cougar Village II - 2 - Bedroom Double	2,756.00	83.00	3%	\$2,839.00
Cougar Village II - 2- Bedroom Single	3,585.00	108.00	3%	\$3,693.00
Cougar Place - 4 Bed/1 Bath*	3,285.00	99.00	3%	\$3,384.00
Cougar Place - 2 Bed/1 Bath*	3,585.00	108.00	3%	\$3,693.00
Cougar Place - 1 Bed/1 Bath*	3,685.00	111.00	3%	\$3,796.00
12 Month Lease Options (per academic semester)				
Bayou 4 Bed/2 Bath*	3,245.00	97.00	3%	\$3,342.00
Bayou 2 Bed/1 Bath*	3,414.00	102.00	3%	\$3,516.00
Bayou 3 Bed/2 Bath Shared*	3,337.00	100.00	3%	\$3,437.00
Bayou Townhouse*	2,781.00	83.00	3%	\$2,864.00
Calhoun Lofts Efficiency Unfurnished	4,068.00	122.00	3%	\$4,190.00
Calhoun Lofts Efficiency Furnished	4,172.00	125.00	3%	\$4,297.00
Calhoun Lofts 1 - Bed / 1 Bath Unfurnished	4,991.00	150.00	3%	\$5,141.00
Calhoun Lofts 1 - Bed / 1 Bath Furnished	5,150.00	155.00	3%	\$5,305.00
Calhoun Lofts 2 - Bed/1 Bath Unfurnished	3,630.00	109.00	3%	\$3,739.00
Calhoun Lofts 2 - Bed/1 Bath Furnished	3,722.00	112.00	3%	\$3,834.00
Calhoun Lofts Efficiency Unfurnished	4,510.00	135.00	3%	\$4,645.00
Calhoun Lofts Efficiency Furnished	4,625.00	139.00	3%	\$4,764.00
Calhoun Lofts 1 - Bed / 1 Bath Unfurnished	5,545.00	166.00	3%	\$5,711.00
Calhoun Lofts 1 - Bed / 1 Bath Furnished	5,710.00	171.00	3%	\$5,881.00
Calhoun Lofts 2 - Bed/1 Bath Unfurnished	4,025.00	121.00	3%	\$4,146.00
Calhoun Lofts 2 - Bed/1 Bath Furnished	4,135.00	124.00	3%	\$4,259.00

Partnership properties: Cullen Oaks 3% increase and Cambridge Oaks 7.29% increase

UH OFF CAMPUS STUDENT HOUSING



2 PHASES PROPOSED
334 Units
423 Beds



PHASE 2 PROPOSED
143 Units
459 Beds



OPENING
FALL 2014
347 Beds



PROPOSED
275 Units
708 Beds



UHERP



UH





University of Houston

Meal Plan Rates

Meal Plans (per Academic Year)

The meal plan prices are recommended to increase an average of 3.5% to keep up with the CPI projections for next calendar year for food. These prices were recommended by the Food Service Advisory Committee. Service Advisory Committee.

	FY2014 Meal Plan Price w/ Cougar Cash	\$ Change	% Change	FY2015 Meal Plan Price w/ Cougar Cash
Residential Meal Plans (per semester)				
Lifestyle 15 (15 all-you-care-to-eat meals per week plus \$200 Cougar Cash)	\$1,700	\$100	5.9%	\$1,800
Lifestyle 160(160 all-you-care-to-eat meals per semester plus \$400 Cougar Cash)	\$1,700	-\$25	-1.5%	\$1,675
All Access 7 (unlimited all-you-care-to-eat meals 7 days a week, \$100 Cougar Cash, plus 15 guest passes)	\$1,800	\$75	4.2%	\$1,875
Cougar Cash (Juniors, Seniors and Graduate Residents only)	\$1,350	\$50	3.7%	\$1,400
Commuter Meal Plans (per semester)				
Block 20 (20 all-you-care-to-eat meals per semester plus \$50 Cougar Cash)	\$210	\$0	0.0%	\$210
Block 40 (40 all-you-care-to-eat meals per semester plus \$100 Cougar Cash)	\$390	\$20	5.1%	\$410
Block 80 (80 all-you-care-to-eat meals per semester plus \$150 Cougar Cash)	\$640	\$35	5.5%	\$675
Block 120 (120 all-you-care-to-eat meals per semester plus \$200 Cougar Cash)	\$850	\$45	5.3%	\$895
Average % Increase			3.5%	



University of Houston-Victoria

Housing and Meal Plan Rates

Student Housing

The student housing rate increase of 3% will offset deferred maintenance costs, operating costs, and additional debt service for new construction.

Rentable Options	FY2014	\$ Change	% Change	FY2015
9 Month Lease Options (per academic semester)				
Jaguar Hall - Single	\$ 3,215	\$ 96	3%	\$ 3,311
Jaguar Hall - Double	2,275	68	3%	2,343
Jaguar Suites - Single (4 rooms in one suite)	3,000	90	3%	3,090

Student Meal Plans

The meal plan price increase will offset the cost for additional stations and seating as well as increased food costs.

Meal Plan	FY2014	\$ Change	% Change	FY2015
Cost Per Academic Semester				
Lifestyle 19	\$ 1,300	\$ 50	4%	\$ 1,350
Lifestyle 160	890	25	3%	915
Block 20	135	5	4%	140
Block 40	260	10	4%	270
Block 80	460	15	3%	475

Meal plan increases due to inflation.



Detailed Information for FY2015 and FY2016 Tuition and Fees



UHS FY2015 and FY2016 Tuition and Fees

Section 1

F&A-C - Establish FY2015 and FY2016 4-Year Undergraduate Fixed Tuition

**University of Houston System
FY2015 & FY2016 4-Year Fixed Tuition Charges**

Fee Description	Current Rate	Change	Proposed Rate	Estimated Revenue Change	Justification/Revenue Use
-----------------	-----------------	--------	------------------	-----------------------------	---------------------------

FY2015 & FY2016 4-Year Fixed Tuition *
(Includes Tuition and Mandatory Academic Fees)

FY2015 Cohort

Resident (\$ for 15 SCH)	Current Rate	FY2015 Cohort
UNIVERSITY OF HOUSTON **	NA	\$ 4,750
UNIVERSITY OF HOUSTON CLEAR LAKE ***	NA	\$ 3,472
UNIVERSITY OF HOUSTON DOWNTOWN ***	NA	\$ 3,275
UNIVERSITY OF HOUSTON VICTORIA ***	NA	\$ 3,283

The 4-Year Fixed tuition program is an optional tuition plan for first-time in college (FTIC) freshmen and undergraduate transfer students. The program is a requirement of House Bill 19 from the 83rd Texas Legislature and must be offered starting in the fall 2014 semester.

Revenue generated from the 4-year fixed program will be offset by similar revenue reductions from the standard variable rate tuition plans.

FY2016 Cohort

Resident (\$ for 15 SCH)	Current Rate	Change from FY2015 Cohort	FY2016 Cohort
UNIVERSITY OF HOUSTON **	NA	\$ 105	\$ 4,855
UNIVERSITY OF HOUSTON CLEAR LAKE ***	NA	\$ 150	\$ 3,622
UNIVERSITY OF HOUSTON DOWNTOWN ***	NA	\$ 140	\$ 3,415
UNIVERSITY OF HOUSTON VICTORIA ***	NA	\$ 119	\$ 3,402

Student recommended mandatory fees will be in addition to the amounts displayed here.

* The 4-year fixed tuition program is optional and applies only to first-time in college (FTIC) freshmen and transfer undergraduate students. The rates shown are for resident students. Non-residents may also enter the program but will be charged the non-resident premium tuition amounts in addition to rates shown above. The amounts include mandatory academic fees (such as course and college fees, library fees, etc.) but exclude student-recommended mandatory fees (student service fee, recreation and university center fees).

** UH will charge the 15 SCH rate to all students enrolled in the program each fall and spring semester. Students may take additional (or fewer) hours without a change in cost. During the summer terms, students enrolled in the 4-year fixed tuition plan may take courses with only statutory tuition being charged.

*** UHCL, UHD and UHV will charge a per-credit-hour rate (for both the fall and spring semesters as well as for summer terms) based on the above 15 credit hour rates.



UHS FY2015 and FY2016 Tuition and Fees

Section 2

F&A-D - Approval is requested for changes to the FY2015 and FY2016 variable-rate undergraduate and graduate tuition and fees

**University of Houston System
 FY2015 & FY2016 Academic Tuition and Fee Changes - Undergraduate**

Fee Description	Current Rate	Change	Proposed Rate	Estimated Revenue Change	Justification/Revenue Use
-----------------	-----------------	--------	------------------	-----------------------------	---------------------------

**University of Houston
 FY2015 & FY2016 Academic Tuition and Fee Changes - Undergraduate**

		Estimated Revenue Change
SUMMARY	STATUTORY & PREMIUM TUITION FY2015	\$ 162,000
	STATUTORY & PREMIUM TUITION FY2016	TBD
	NON-RESIDENT PREMIUM	1,221,000
	SUBTOTAL TUITION	<u>1,383,000</u>
	CONSOLIDATED TUITION & FEES FY2015	5,279,100
	CONSOLIDATED TUITION & FEES FY2016	5,729,200
	SUBTOTAL CONSOLIDATED TUITION & FEES	<u>11,008,300</u>
	TOTAL UNIVERSITY OF HOUSTON	<u>\$ 12,391,300</u>

**University of Houston System
FY2015 & FY2016 Academic Tuition and Fee Changes - Undergraduate**

<u>Fee Description</u>	Current Rate	Change	Proposed Rate	Estimated Revenue Change	<u>Justification/Revenue Use</u>
University of Houston					
<u>Stutory Non- Resident Tuition</u>					
FY2015					
Undergraduate	\$404/SCH	\$8/SCH	\$412/SCH	\$ 97,000	The non-resident tuition rate is established annually by the Coordinating Board as required by the Education Code section 54.051(d). It is based on the average non-resident tuition rates of the public universities in the five most populous states other than Texas. The additional revenue will support University priorities.
Excessive hours above degree requirement (Education Code 61.0595)	\$103/SCH	\$8/SCH	\$111/SCH	30,000	State support (formula funding) is not allocated for undergraduate hours in excess of degree requirements. Increased tuition is charged for excessive hours to offset, in part, this loss of formula funding. The additional cost has been indexed and adjusted to the non-resident rate set by the Texas Higher Education Coordinating Board (THECB) for an increase of \$8/SCH effective September 1, 2014
Repeated or excessive hours (Education Code 54.014)	\$103/SCH	\$8/SCH	\$111/SCH	35,000	State support (formula funding) is not allocated for excessive undergraduate hours or courses repeated three or more times. Increased tuition is charged for excessive hours or repeated courses is charged to students for excessive undergraduate hours or repeated courses to offset, in part, this loss of formula funding. The additional cost has been indexed and adjusted to the non-resident rate set by the Texas Higher Education Coordinating Board (THECB) for an increase of \$8/SCH effective September 1, 2014.
<u>Non-Resident Premium - FY2015</u>	NA	\$100/SCH	\$100/SCH	\$ 1,221,000	The additional funds generated by this increase will be applied to university priorities designed to cause measurable improvements in specific areas critical for students success.
FY2016					
Undergraduate	\$412/SCH	TBD	TBD		THECB will notify in February 2015 the change for FY2016 Non-Resident Tuition.
Excessive hours above degree requirement (Education Code 61.0595)	\$111/SCH	TBD	TBD		Reference FY2015 justification. The cost will be indexed to the non-resident rate set by the Texas Higher Education Coordinating Board, and will be adjusted in accordance with the Non-Resident rate change from THECB in February 2015.
Repeated or excessive hours (Education Code 54.014)	\$111/SCH	TBD	TBD		
Subtotal Tuition				<u>\$ 1,383,000</u>	

University of Houston System
FY2015 & FY2016 Academic Tuition and Fee Changes - Undergraduate

Fee Description	Current Rate	Change	Proposed Rate	Estimated Revenue Change	Justification/Revenue Use
University of Houston (continued)					
Consolidated Tuition and Fees					
FY2015					
Group 1	\$292/SCH	\$8/SCH	\$300/SCH	\$ 5,279,100	The additional funds generated by this increase will be applied to university priorities designed to cause measurable improvements in specific areas critical for students success, including additional instructional personnel, advising personnel and technology and library resources.
	University FTIC Education Liberal Arts & Social Sciences - Liberal Arts				
Group 2	\$313/SCH	\$7/SCH	\$320/SCH		
	University Scholars Liberal Arts & Social Sciences - Fine & Performing Arts Hotel & Restaurant Management Natural Sciences & Mathematics Pharmacy				
Group 3	\$339/SCH	\$6/SCH	\$345/SCH		
	Architecture Business Engineering Technology				
FY2016					
Group 1	\$300/SCH	\$5/SCH	\$305/SCH	\$ 5,729,200	The additional funds generated by this increase will be applied to university priorities designed to cause measurable improvements in specific areas critical for students success, including additional instructional personnel, advising personnel and technology and library resources.
	University FTIC Education Liberal Arts & Social Sciences - Liberal Arts				
Group 2	\$320/SCH	\$5/SCH	\$325/SCH		
	University Scholars Liberal Arts & Social Sciences - Fine & Performing Arts Hotel & Restaurant Management Natural Sciences & Mathematics Pharmacy				
Group 3	\$345/SCH	\$10/SCH	\$355/SCH		
	Architecture Business Engineering Technology				
Subtotal Consolidated Tuition and Fees				<u>\$ 11,008,300</u>	
Note:					
The Consolidated Tuition and Fee rate for University of Houston undergraduates is the total charge per semester credit hour and includes both designated tuition amounts and the amounts allocated to fees for incidental goods and services not funded by tuition.					
Total Academic Tuition and Fees - University of Houston				<u>\$ 12,391,300</u>	

University of Houston System
 FY2015 & FY2016 Academic Tuition and Fee Changes - Undergraduate

Fee Description	Current Rate	Change	Proposed Rate	Estimated Revenue Change	Justification/Revenue Use
-----------------	-----------------	--------	------------------	-----------------------------	---------------------------

UH-Clear Lake
 FY2015 & FY2016 Academic Tuition and Fee Changes - Undergraduate

SUMMARY	Estimated Revenue Change
STATUTORY & PREMIUM TUITION FY2015	\$ 14,983
STATUTORY & PREMIUM TUITION FY2016	TBD
DESIGNATED TUITION FY2015	1,224,786
DESIGNATED TUITION FY2016	1,249,559
SUBTOTAL TUITION	<u>2,489,328</u>
MANDATORY FEES FY2015	(3,871)
TOTAL UH-CLEAR LAKE	<u>\$ 2,485,457</u>

University of Houston System
FY2015 & FY2016 Academic Tuition and Fee Changes - Undergraduate

Fee Description	Current Rate	Change	Proposed Rate	Estimated Revenue Change	Justification/Revenue Use
University of Houston Clear Lake					
Tuition					
Statutory Tuition					
Non-Resident					
FY2015					
Undergraduate	\$404/SCH	\$8/SCH	\$412/SCH	\$ 14,983	The non-resident tuition rate is established annually by the Coordinating Board as required by the Education Code section 54.051(d). It is based on the average non-resident tuition rates of the public universities in the five most populous states other than Texas. The additional revenue will support University priorities.
FY2016					
Undergraduate	\$412/SCH	TBD	TBD		THECB will notify in February 2015 the change for FY2016 Non-Resident Tuition.
Subtotal Statutory Tuition				\$ 14,983	
Designated Tuition					
FY2015					
Resident					
Undergraduate	\$125/SCH	\$11/SCH	\$136/SCH	\$ 1,181,435	Revenue generated will fund University priorities. Some of these are faculty and staff compensation, additional faculty due to enrollment growth and new academic programs, Four Year Initiative, and the shift of Financial Aid Department.
Non-Resident					
Undergraduate	\$185/SCH	\$21/SCH	\$206/SCH	\$ 43,351	Revenue generated will fund University priorities. Some of these are faculty and staff compensation, additional faculty due to enrollment growth and new academic programs, Four Year Initiative, and the shift of Financial Aid Department.
FY2016					
Resident					
Undergraduate	\$136/SCH	\$11/SCH	\$147/SCH	\$ 1,181,435	Revenue generated will fund University priorities. Some of these are faculty and staff compensation, additional faculty due to enrollment growth and new academic programs, Four Year Initiative.

University of Houston System
FY2015 & FY2016 Academic Tuition and Fee Changes - Undergraduate

Fee Description	Current Rate	Change	Proposed Rate	Estimated Revenue Change	Justification/Revenue Use
<u>University of Houston Clear Lake (continued)</u>					
Non-Resident Undergraduate	\$206/SCH	\$33/SCH	\$239/SCH	\$ 68,124	Revenue generated will fund University priorities. Some of these are faculty and staff compensation, additional faculty due to enrollment growth and new academic programs, Four Year Initiative.
Subtotal Designated Tuition				<u>\$ 2,474,345</u>	
Mandatory Fees					
FY2015					
Computer Use Fee	\$16/SCH \$192 max			\$ (1,598,327)	Eliminated fee.
Library Use Fee	\$8/SCH \$96 max			(799,933)	Eliminated fee.
Information Resources Fee	NA	\$25/SCH \$300 max	\$25/SCH \$300 max	2,491,556	Consolidated Computer Use Fee and Library Use Fee. Additional revenue will be used for computer use to fund increased costs in software, licenses and maintenance.
Transcript and Publication Fee	\$15/Sem			(177,900)	Eliminated fee.
E-Services Fee	\$13/Sem			(156,600)	Eliminated fee.
Academic Records Fee	NA	\$28/Sem	\$28/Sem	334,500	Consolidated Transcript and Publication Fee and E-Services Fee.
Student ID Card	\$3/Sem			(34,049)	Eliminated Fee.
Writing Center Fee	\$9/Sem			(103,200)	Eliminated Fee.
Course Based Fees	Up to \$100/SCH	Up to \$120/SCH	Up to \$120/SCH	40,082	New revenue will be used to defray the cost of materials, supplies, and equipment, as well as to enhance the quality of educational services.
FY2016 (no increase)					
Subtotal Mandatory Fees				<u>\$ (3,871)</u>	
Total Academic Tuition and Fees - University of Houston-Clear Lake				<u>\$ 2,485,457</u>	

University of Houston System
 FY2015 & FY2016 Academic Tuition and Fee Changes - Undergraduate

Fee Description	Current Rate	Change	Proposed Rate	Estimated Revenue Change	Justification/Revenue Use
-----------------	-----------------	--------	------------------	-----------------------------	---------------------------

UH-Downtown
 FY2015 & FY2016 Academic Tuition and Fee Changes - Undergraduate

				Estimated Revenue Change
SUMMARY	STATUTORY & PREMIUM TUITION FY2015	\$	88,696	
	STATUTORY & PREMIUM TUITION FY2016		TBD	
	GENERAL DESIGNATED TUITION FY2015		3,486,698	
	GENERAL DESIGNATED TUITION FY2016		3,031,912	
	SUBTOTAL TUITION		<u>6,518,610</u>	
	MANDATORY FEE FY2015		165,439	
	MANDATORY FEES FY2016		420,885	
	SUBTOTAL MANDATORY FEES		<u>586,324</u>	
	TOTAL UH-DOWNTOWN	\$	<u>7,193,630</u>	

University of Houston System
FY2015 & FY2016 Academic Tuition and Fee Changes - Undergraduate

Fee Description	Current Rate	Change	Proposed Rate	Estimated Revenue Change	Justification/Revenue Use
University of Houston Downtown					
Tuition					
Statutory Tuition					
Non-Resident					
FY2015					
Undergraduate	\$404/SCH	\$8/SCH	\$412/SCH	\$ 88,696	The non-resident tuition rate is established annually by the Coordinating Board as required by the Education Code section 54.051(d). It is based on the average non-resident tuition rates of the public universities in the five most populous states other than Texas. The additional revenue will support University priorities.
FY2016					
Undergraduate	\$412/SCH	TBD	TBD		THECB will notify in February 2015 the change for FY2016 Non-Resident Tuition.
Subtotal Statutory Tuition				<u>\$ 88,696</u>	
Designated Tuition					
FY2015					
Undergraduate	\$121.50/SCH	\$11.50/SCH	\$133/SCH	3,486,698	These funds will be used to support ongoing operations and new student success initiatives. By statute 20% will be set aside for scholarships.
FY2016					
Undergraduate	\$133/SCH	\$10/SCH	\$143/SCH	3,031,912	These funds will be used to support ongoing operations and new student success initiatives. By statute 20% will be set aside for scholarships.
Subtotal Designated Tuition				<u>\$ 6,518,610</u>	
Mandatory Fees					
FY2015					
Advising fee	\$8/SCH max \$64	\$2/SCH max \$1	\$10/SCH max \$65	165,439	These funds will be used to strengthen advising at UH – a major initiative now underway. They will also enable UH to base fund several advising positions that are currently supported by one-time gift money.
FY2016					
Computer Use Fee	\$16/SCH max \$168	\$2/SCH max \$12	\$18/SCH max \$180	420,885	These funds will further strengthen technology services provided to students across the University. Support can include direct (computer lab staff) and indirect (programmers and technicians who operate behind the scenes).
Subtotal Mandatory Fees				<u>\$ 586,324</u>	
Total Academic Tuition and Fees - University of Houston-Downtown				<u>\$ 7,193,630</u>	

University of Houston System
 FY2015 & FY2016 Academic Tuition and Fee Changes - Undergraduate

Fee Description	Current Rate	Change	Proposed Rate	Estimated Revenue Change	Justification/Revenue Use
-----------------	-----------------	--------	------------------	-----------------------------	---------------------------

UH-Victoria
 FY2015 & FY2016 Academic Tuition and Fee Changes - Undergraduate

				Estimated Revenue Change
SUMMARY	STATUTORY & PREMIUM TUITION FY2015		\$	6,695
	STATUTORY & PREMIUM TUITION FY2016			TBD
	GENERAL DESIGNATED TUITION FY2015			654,099
	GENERAL DESIGNATED TUITION FY2016			688,452
	SUBTOTAL TUITION			<u>1,349,246</u>
	MANDATORY FEES FY2015			69,207
	TOTAL UH-VICTORIA		\$	<u>1,418,453</u>

University of Houston System
FY2015 & FY2016 Academic Tuition and Fee Changes - Undergraduate

Fee Description		Current Rate	Change	Proposed Rate	Estimated Revenue Change	Justification/Revenue Use
University of Houston Victoria						
<u>Tuition</u>						
Statutory						
Non- Resident						
FY2015	Undergraduate	\$404/SCH	\$8/SCH	\$412/SCH	\$ 6,695	The non-resident tuition rate is established annually by the Coordinating Board as required by the Education Code section 54.051(d). It is based on the average non-resident tuition rates of the public universities in the five most populous states other than Texas. The additional revenue will support University priorities.
FY2016	Undergraduate	\$412/SCH	TBD	TBD		THECB will notify in February 2015 the change for FY2016 Non-Resident Tuition.
Subtotal Statutory Tuition					<u>\$ 6,695</u>	
Designated Tuition						
FY2015	Undergraduate	\$113.49/SCH	\$9.46/SCH	\$122.95	\$ 654,099	Additional faculty and staff to support new programs and increase lower-level enrollments, additional financial aid, and increases in employee benefits costs.
FY2016	Undergraduate	\$122.95/SCH	\$9.85/SCH	\$132.80/SCH	\$ 688,452	Additional faculty and staff to support new programs and increased lower-level enrollments, additional financial aid, and increases in employee benefits costs.
Subtotal Designated Tuition					<u>\$ 1,342,551</u>	
Mandatory Fees						
FY2015	Library Use Fee	\$7/SCH	\$1/SCH	\$8/SCH	\$ 69,207	Library support to cover increased costs of editions to the library collections.
FY2016 (no increase)						
Subtotal Mandatory Fees					<u>\$ 69,207</u>	
Total Academic Tuition and Fees - University of Houston-Victoria					<u>\$ 1,418,453</u>	

University of Houston System
 FY2015 & FY2016 Academic Tuition and Fee Changes - Graduate

Fee Description	Current Rate	Change	Proposed Rate	Estimated Revenue Change	Justification/Revenue Use
-----------------	-----------------	--------	------------------	-----------------------------	---------------------------

University of Houston
 FY2015 & FY2016 Academic Tuition and Fee Changes - Graduate

		Estimated Revenue Change
SUMMARY	STATUTORY & PREMIUM TUITION FY2015	\$ 116,000
	STATUTORY & PREMIUM TUITION FY2016	TBD
	NON-RESIDENT PREMIUM	1,448,200
	SUBTOTAL TUITION	<u>1,564,200</u>
	CONSOLIDATED TUITION & FEES FY2015	2,879,500
	CONSOLIDATED TUITION & FEES FY2016	1,588,300
	SUBTOTAL CONSOLIDATED TUITION & FEES	<u>4,467,800</u>
	TOTAL UNIVERSITY OF HOUSTON	<u>\$ 6,032,000</u>

University of Houston System
 FY2015 & FY2016 Academic Tuition and Fee Changes - Graduate

Fee Description	Current Rate	Change	Proposed Rate	Estimated Revenue Change	Justification/Revenue Use
<u>University of Houston</u>					
<u>Statutory Non- Resident Tuition</u>					
FY2015					
Graduate	\$454/SCH	\$8/SCH	\$462/SCH	\$ 115,800	The non-resident tuition rate is established annually by the Coordinating Board as required by the Education Code section 54.051(d). It is based on the average non-resident tuition rates of the public universities in the five most populous states other than Texas. The additional revenue will support University priorities.
FY2016					
Graduate	\$462/SCH	TBD	TBD	-	The non-resident tuition rate is established annually by the Coordinating Board as required by the Education Code section 54.051(d). It is based on the average non-resident tuition rates of the public universities in the five most populous states other than Texas. The additional revenue will support University priorities. Spring of each year THECB will notify institutions of mandated Non-Resident rate.
FY2015					
Doctoral Cap - Students with hours in excess of 100 (Education Code 54.012)	\$316/SCH	\$8/SCH	\$324/SCH	200	The doctoral premium tuition is equal to the difference between the graduate resident and non-resident rates above; currently that difference is (\$424 - 100 = 324). This legislatively authorized premium is to offset the loss of funding due to the 99 doctoral hour cap on state formula funding. It is estimated that 1000 credit hours will be over the doctoral cap.
FY2016					
Doctoral Cap - Students with hours in excess of 100 (Education Code 54.012)	\$324/SCH	TBD	TBD	-	The doctoral premium tuition is equal to the difference between the graduate resident and non-resident rates above; currently that difference is (\$424 - 100 = 324). This legislatively authorized premium is to offset the loss of funding due to the 99 doctoral hour cap on state formula funding. It is estimated that 1000 credit hours will be over the doctoral cap.
Subtotal Statutory Tuition				\$ 116,000	

University of Houston System
 FY2015 & FY2016 Academic Tuition and Fee Changes - Graduate

Fee Description	Current Rate	Change	Proposed Rate	Estimated Revenue Change	Justification/Revenue Use
University of Houston (continued)					
<u>Non-Resident Premium - FY2015</u>	NA	\$100/SCH	\$100/SCH	\$ 1,448,200	The additional funds generated by this increase will be applied to university priorities designed to cause measurable improvements in specific areas critical for students success.
Consolidated Tuition and Fees FY2015	\$/SCH	\$/SCH	\$/SCH	\$ 2,879,500	The additional funds generated by this increase will be applied to university priorities designed to cause measurable improvements in specific areas critical for students success, including additional instructional personnel, advising personnel and technology and library resources.
Architecture					
Professional Masters	455	10	465		
Business					
Professional Masters	673	65	738		
Education					
Professional Masters	396	9	405		
Engineering					
Professional Masters	438	13	451		
Hotel & Restaurant Management					
Professional Masters	435	10	445		
Liberal Arts & Social Sciences					
Fine & Performing Arts (MFA)					
Professional Masters	381	8	389		
Professional Masters	342	8	350		
Masters	334	7	341		
Natural Sciences & Mathematics					
Professional Masters	342	8	350		
Pharmacy					
Masters Residency	N/A	792	792		
Professional Doctoral (Pharm. D.)	552	50	602		
Social Work					
Professional Masters	376	20	396		
Technology					
Professional Masters	508	18	526		

University of Houston System
 FY2015 & FY2016 Academic Tuition and Fee Changes - Graduate

Fee Description	Current Rate	Change	Proposed Rate	Estimated Revenue Change	Justification/Revenue Use
	FY2015		FY2016		
<u>University of Houston (continued)</u> Consolidated Tuition and Fees (continued)	<u>Proposed Rate</u>	<u>Change</u>	<u>Proposed Rate</u>		
	\$/SCH	\$/SCH	\$/SCH		
FY2016				\$ 1,588,300	The additional funds generated by this increase will be applied to university priorities designed to cause measurable improvements in specific areas critical for students success, including additional instructional personnel, advising personnel and technology and library resources.
Architecture					
Professional Masters	465	10	475		
Business					
Professional Masters	738	17	755		
Education					
Professional Masters	405	9	414		
Engineering					
Professional Masters	451	14	465		
Hotel & Restaurant Management					
Professional Masters	445	9	454		
Liberal Arts & Social Sciences					
Fine & Performing Arts (MFA)	389	9	398		
Professional Masters	350	7	357		
Masters	341	8	349		
Natural Sciences & Mathematics					
Professional Masters	350	7	357		
Pharmacy					
Masters Residency	792	17	809		
Professional Doctoral (Pharm. D.)	602	54	656		
Social Work					
Professional Masters	396	6	402		
Technology					
Professional Masters	526	18	544		
Subtotal Consolidated Tuition and Fees				\$ 4,467,800	
Total Academic Tuition and Fees - University of Houston				\$ 6,032,000	

Notes

- 1) The tuition/fee rate for graduate students participating in a recognized dual degree program will be pro-rated on the basis of the hours required for each degree and the rates of the respective degree.
- 2) Designated tuition and fee portions of a tuition/fee rate may be reduced for students participating in an authorized cooperative program.

University of Houston System
 FY2015 & FY2016 Academic Tuition and Fee Changes - Graduate

Fee Description	Current Rate	Change	Proposed Rate	Estimated Revenue Change	Justification/Revenue Use
-----------------	-----------------	--------	------------------	-----------------------------	---------------------------

UH-Clear Lake
 FY2015 & FY2016 Academic Tuition and Fee Changes - Graduate

		Estimated Revenue Change
SUMMARY	STATUTORY & PREMIUM TUITION FY2015	\$ -
	STATUTORY & PREMIUM TUITION FY2016	TBD
	SUBTOTAL TUITION	<u>-</u>
	DESIGNATED TUITION FY2015	1,597,390
	DESIGNATED TUITION FY2016	1,647,288
	SUBTOTAL DESIGNATED TUITION	<u>3,244,678</u>
	MANDATORY FEES FY2015	<u>(2,580)</u>
	TOTAL UH - CLEAR LAKE	<u>\$ 3,242,098</u>

University of Houston System
 FY2015 & FY2016 Academic Tuition and Fee Changes - Graduate

Fee Description	Current Rate	Change	Proposed Rate	Estimated Revenue Change	Justification/Revenue Use
University of Houston - Clear Lake Tuition					
Statutory Tuition					
Non-Resident Tuition					
FY2015					
Graduate	\$432/SCH	\$0\SCH	\$432/SCH	\$ -	The non-resident tuition rate is established annually by the Coordinating Board as required by the Education Code section 54.051(d). It is based on the average non-resident tuition rates of the public universities in the five most populous states other than Texas. The additional revenue will support University priorities.
FY2016					
Graduate	\$432/SCH	TBD	TBD	\$ -	The non-resident tuition rate is established annually by the Coordinating Board as required by the Education Code section 54.051(d). It is based on the average non-resident tuition rates of the public universities in the five most populous states other than Texas. The additional revenue will support University priorities. Spring of each year THECB will notify institutions of mandated Non-Resident rate.
Designated Tuition					
FY2015					
Resident					
Graduate	\$218/SCH	\$24/SCH	\$242/SCH	\$ 865,556	Revenue generated will fund University priorities. Some of these are faculty and staff compensation, additional faculty due to enrollment growth and new academic programs, Four Year Initiative, and the shift of Financial Aid Department.
Non-Resident					
Graduate	\$278/SCH	\$44/SCH	\$322/SCH	\$ 731,834	Revenue generated will fund University priorities. Some of these are faculty and staff compensation, additional faculty due to enrollment growth and new academic programs, Four Year Initiative, and the shift of Financial Aid Department.

University of Houston System
 FY2015 & FY2016 Academic Tuition and Fee Changes - Graduate

Fee Description	Current Rate	Change	Proposed Rate	Estimated Revenue Change	Justification/Revenue Use
<u>University of Houston - Clear Lake (continued)</u>					
Designated Tuition (continued)					
FY2016					
Resident					
Graduate	\$242/SCH	\$24/SCH	\$266/SCH	\$ 865,556	Revenue generated will fund University priorities. Some of these are faculty and staff compensation, additional faculty due to enrollment growth and new academic programs, Four Year Initiative.
Non-Resident					
Graduate	\$322/SCH	\$47/SCH	\$369/SCH	\$ 781,732	Revenue generated will fund University priorities. Some of these are faculty and staff compensation, additional faculty due to enrollment growth and new academic programs, Four Year Initiative.
Subtotal Designated Tuition				<u>\$ 3,244,678</u>	
<u>Mandatory Fees</u>					
<u>FY2015</u>					
Computer Use Fee	\$16/SCH \$192 max			\$ (963,551)	Eliminated fee.
Library Use Fee	\$8/SCH \$96 max			(485,288)	Eliminated fee.
Information Resources Fee	\$0/SCH	\$25/SCH \$300 max	\$25/SCH \$300 max	1,511,038	Consolidated Computer Use Fee and Library Use Fee. Additional revenue will be used for computer use to fund increased costs in software, licenses and maintenance.
Transcript and Publication Fee	\$15/Sem			(112,100)	Eliminated fee.
E-Services Fee	\$13/Sem			(96,900)	Eliminated fee.
Academic Records Fee	\$0/Sem	\$28/Sem	\$28/Sem	209,000	Consolidated Transcript and Publication Fee and E-Services Fee.
Student ID Card	\$3/Sem			(22,700)	Eliminated Fee.
Writing Center Fee	\$9/Sem			(68,800)	Eliminated Fee.
Course Based Fees	Up to \$100	Up to \$120	Up to \$120	26,721	New revenue will be used to defray the cost of materials, supplies, and equipment, as well as to enhance the quality of educational services.
<u>FY2016 (no increase)</u>					
Subtotal Mandatory Fees				<u>\$ (2,580)</u>	
Total Academic Tuition and Fees - University of Houston-Clear Lake				<u>\$ 3,242,098</u>	

University of Houston System
 FY2015 & FY2016 Academic Tuition and Fee Changes - Graduate

Fee Description	Current Rate	Change	Proposed Rate	Estimated Revenue Change	Justification/Revenue Use
-----------------	-----------------	--------	------------------	-----------------------------	---------------------------

UH-Downtown
 FY2015 & FY2016 Academic Tuition and Fee Changes - Graduate

		Estimated Revenue Change
SUMMARY	STATUTORY & PREMIUM TUITION FY2015	\$ 104
	STATUTORY & PREMIUM TUITION FY2016	TBD
	SUBTOTAL TUITION	<u>104</u>
	DESIGNATED TUITION FY2015	60,841
	DESIGNATED TUITION FY2016	53,729
	SUBTOTAL DESIGNATED TUITION	<u>114,570</u>
	MANDATORY FEES FY2015	3,376
	MANDATORY FEES FY2016	8,589
	TOTAL UH - DOWNTOWN	<u>\$ 126,639</u>

University of Houston System
 FY2015 & FY2016 Academic Tuition and Fee Changes - Graduate

Fee Description	Current Rate	Change	Proposed Rate	Estimated Revenue Change	Justification/Revenue Use	
University of Houston Downtown Tuition						
Statutory Tuition						
Non-Resident						
FY2015						
Graduate	\$404/SCH	\$8/SCH	\$412/SCH	\$ 104	The non-resident tuition rate is established annually by the Coordinating Board as required by the Education Code section 54.051(d). It is based on the average non-resident tuition rates of the public universities in the five most populous states other than Texas. The additional revenue will support University priorities.	
FY2016						
Graduate	\$412/SCH	TBD	TBD		The non-resident tuition rate is established annually by the Coordinating Board as required by the Education Code section 54.051(d). It is based on the average non-resident tuition rates of the public universities in the five most populous states other than Texas. The additional revenue will support University priorities. Spring of each year THECB will notify institutions of mandated Non-Resident rate.	
Subtotal Statutory Tuition				\$ 104		
Designated Tuition						
FY2015						
Graduate	\$134/SCH	\$6/SCH	\$140/SCH	\$ 15,981	These funds will be used to support ongoing operations and new student success initiatives at the graduate level. By statute 15% will be set aside for scholarships.	
Differential Designated Tuition (per SCH)	College of Business	\$160/SCH	\$8/SCH	\$168/SCH	6,480	These funds will be used to support operations and student success at the graduate level in the College of Business. By statute 15% will be set aside for scholarships.
Differential Designated Tuition (per SCH)	College of Arts & Humanities College of Public Service	NA	\$20/SCH	\$20/SCH	38,380	These funds will be used to support operations and student success at the graduate level in the College of Humanities and Social Science and in the College of Public Service. By statute 15% will be set aside for scholarships.

University of Houston System
 FY2015 & FY2016 Academic Tuition and Fee Changes - Graduate

Fee Description		Current Rate	Change	Proposed Rate	Estimated Revenue Change	Justification/Revenue Use
University of Houston Downtown (continued)						
Designated Tuition (continued)						
FY2016						
	Graduate	\$140/SCH	\$13/SCH	\$153/SCH	\$ 34,626	These funds will be used to support ongoing operations and new student success initiatives at the graduate level. By statute 15% will be set aside for scholarships.
Differential Designated Tuition (per SCH)	College of Business	\$168/SCH	\$7/SCH	\$175/SCH	5,670	These funds will be used to support operations and student success at the graduate level in the College of Business. By statute 15% will be set aside for scholarships.
Differential Designated Tuition (per SCH)	College of Arts & Humanities College of Public Service	\$20/SCH	\$7/SCH	\$27/SCH	13,433	These funds will be used to support operations and student success at the graduate level in the College of Humanities and Social Science and in the College of Public Service. By statute 15% will be set aside for scholarships.
Subtotal Designated Tuition					\$ 114,570	
Mandatory Fees						
FY2015						
Advising fee		\$8/SCH max \$64	\$2/SCH max \$1	\$10/SCH max \$65	\$ 3,376	These funds will be used to strengthen advising at UHD – a major initiative now underway. They will also enable UHD to base fund several advising positions that are currently supported by one-time gift money.
FY2016						
Computer Use Fee		\$16/SCH max \$168	\$2/SCH max \$12	\$18/SCH max \$180	8,589	These funds will further strengthen technology services provided to students across the University. Support can include direct (computer lab staff) and indirect (programmers and technicians who operate behind the scenes).
Subtotal Mandatory Fees					\$ 11,965	
Total Academic Tuition and Fees - University of Houston-Downtown					\$ 126,639	

University of Houston System
 FY2015 & FY2016 Academic Tuition and Fee Changes - Graduate

Fee Description	Current Rate	Change	Proposed Rate	Estimated Revenue Change	Justification/Revenue Use
-----------------	-----------------	--------	------------------	-----------------------------	---------------------------

UH-Victoria
 FY2015 & FY2016 Academic Tuition and Fee Changes - Graduate

			Estimated Revenue Change
SUMMARY	STATUTORY & PREMIUM TUITION FY2015	\$	24,056
	STATUTORY & PREMIUM TUITION FY2016		TBD
	SUBTOTAL TUITION		<u>24,056</u>
	DESIGNATED TUITION FY2015		869,956
	DESIGNATED TUITION FY2016		609,466
	SUBTOTAL DESIGNATED TUITION		<u>1,479,422</u>
	MANDATORY FEES FY2015		25,482
	TOTAL UH - VICTORIA	\$	<u><u>1,528,960</u></u>

University of Houston System
 FY2015 & FY2016 Academic Tuition and Fee Changes - Graduate

Fee Description	Current Rate	Change	Proposed Rate	Estimated Revenue Change	Justification/Revenue Use
University of Houston Victoria					
<u>Tuition</u>					
Statutory Non-Resident					
FY2015					
Graduate	\$454/SCH	\$8/SCH	\$462/SCH	\$ 24,056	The non-resident tuition rate is established annually by the Coordinating Board as required by the Education Code section 54.051(d). It is based on the average non-resident tuition rates of the public universities in the five most populous states other than Texas. The additional revenue will support University priorities.
FY2016					
Graduate	\$462/SCH	TBD	TBD		The non-resident tuition rate is established annually by the Coordinating Board as required by the Education Code section 54.051(d). It is based on the average non-resident tuition rates of the public universities in the five most populous states other than Texas. The additional revenue will support University priorities. Spring of each year THECB will notify institutions of mandated Non-Resident rate.
Subtotal Statutory Tuition				\$ 24,056	
Designated Tuition					
FY2015					
Graduate	\$151.86/SCH	\$34.14/SCH	\$186/SCH	\$ 869,956	These additional funds will support ongoing operations, new programs, additional faculty, and additional financial aid for students. This increase will bring the graduate rate structure more in line with other Texas Public universities.
FY2016					
Graduate	\$186/SCH	\$23.70/SCH	\$209.70/SCH	609,466	These additional funds will support, new programs, additional faculty, and additional financial aid for students.
Subtotal Designated Tuition				\$ 1,479,422	
<u>Mandatory Fees</u>					
FY2015					
Library Use Fee	\$7/SCH	\$1/SCH	\$8/SCH	\$ 25,482	Library support for additions to the library collection and increased cost in library on-line publications.
FY2016 (no increase)					
Subtotal Mandatory Fees				\$ 25,482	
Total Academic Tuition and Fees - University of Houston-Victoria				\$ 1,528,960	



UHS FY2015 and FY2016 Tuition and Fees

Section 3

F&A-E - Approval is requested for changes to the FY2015 and FY2016 (FY2016 is UHV only) mandatory student-recommended fees

**University of Houston System
FY2015 & FY2016 Mandatory Student Recommended Fees**

Fee Description	Current Rate	Change	Proposed Rate	Estimated Revenue Change	Justification/Revenue Use
-----------------	-----------------	--------	------------------	-----------------------------	---------------------------

**University of Houston
FY2015 & FY2016 Mandatory Student Recommended Fees**

SUMMARY	STUDENT SERVICE FEE FY2015	RECREATION & WELLNESS CENTER FEE FY2015	TOTAL UNIVERSITY OF HOUSTON	Estimated Revenue Change
				\$ 937,350
				688,000
				\$ 1,625,350

**Student Service Fee
FY2015**

Fall/Spring	Varied by enrolled SCH	\$10/Semester	\$250/Student enrolled in 6+ hrs \$234/Student enrolled in 5 hrs or less	\$	937,350
Summer	Varied by enrolled SCH	\$10/Semester	\$207/Student enrolled in 4+ hrs \$202/Student enrolled in 3 hrs or less		

Given the critical role of the fee-funded units, SFAC recommends a \$10 increase to the existing Student Service Fee. This recommendation is made in light of the changing needs of the University of Houston student body, which increasingly expects a more traditional college experience. While we understand that this fee increase furthers the financial burden placed on students, it is clear to this committee that this increase is necessary to sustain and improve the level of programming and resources available on this campus.

**Recreation & Wellness Center Fee
FY2015**

	\$84/Semester	\$8/Semester	\$92/Semester	\$	688,000

Campus Recreation will use the additional revenue to revitalize and maintain the Cullen Intramural fields, replace and maintain the indoor track, add and maintain additional fitness equipment, reconfigure and maintain the natatorium pump and filtration system, and update and maintain electrical systems within the Campus Recreation and Wellness Center and fields.

Total Mandatory Student Recommended Fee - University of Houston

\$ 1,625,350

University of Houston System
 FY2015 & FY2016 Mandatory Student Recommended Fees

Fee Description	Current Rate	Change	Proposed Rate	Estimated Revenue Change	Justification/Revenue Use
-----------------	-----------------	--------	------------------	-----------------------------	---------------------------

UH-Victoria
FY2015 & FY2016 Mandatory Student Recommended Fees

SUMMARY	Revenue Change
STUDENT SERVICE FEE FY2015	\$ 233,177
STUDENT SERVICE FEE FY2016	279,765
TOTAL UH-VICTORIA	<u>\$ 512,942</u>

Student Service Fee
FY2015

\$31/SCH max \$191	\$4/SCH max \$19	\$35/SCH max \$210	\$ 233,177	Additional staffing to increase student recruitment, student life, student success, bus transportation, and student retention efforts.
-----------------------	---------------------	-----------------------	------------	----------------------------------------------------------------------------------------------------------------------------------------

FY2016

\$35/SCH max \$210	\$3.50/SCH max \$21	\$38.50/SCH max \$231	\$ 279,765	Additional staffing to increase student recruitment, student life, student success, and student retention efforts.
-----------------------	------------------------	--------------------------	------------	--------------------------------------------------------------------------------------------------------------------

Total Mandatory Student Recommended Fee - University of Houston - Victoria	<u>\$ 512,942</u>
-----------------------------------------------------------------------------------	--------------------------



UHS FY2015 and FY2016 Tuition and Fees

Section 4

F&A-F - Approval is requested for changes to the FY2015 voluntary and optional fees and charges

**University of Houston System
FY2015 Optional Fee Changes**

Fee Description	Current Rate	Change	Proposed Rate	Estimated Revenue Change	Justification/Revenue Use
------------------------	---------------------	---------------	----------------------	---------------------------------	----------------------------------

**University of Houston
FY2015 Optional Fee Changes**

		Estimated Revenue Change
SUMMARY	COLLEGE OPTIONAL FEES	\$ 1,138,919
	ADMINISTRATIVE FEES	180,070
	MEAL PLANS	300,000
	HOUSING	932,000
	TOTAL UNIVERSITY OF HOUSTON	<u>\$ 2,550,989</u>

**University of Houston System
FY2015 Optional Fee Changes**

Fee Description	Current Rate	Change	Proposed Rate	Estimated Revenue Change	Justification/Revenue Use
University of Houston					
College Optional Fees					
Education					
CUIN Masters Certificate Program	\$80/SCH	\$20/SCH	\$100/SCH	\$ 180,000	National movement to provide additional internship opportunities that are supervised by certified administrators who have excelled at their work in public school. Also, the funds will be used to offset teaching costs, technology costs, research and administrative support.
Liberal Arts and Social Sciences					
COMM Entertainment Industry Field Studies Fee	NA	\$2,000/Program	\$2,000/Program	\$ 24,000	Fee will allow students to travel as part of the Entertainment industry course (field study).
ASLI Fee for Proficiency Assessment for Entry to the Major	NA	\$75/Applicant	\$75/Applicant	2,250	Application processing entails significant faculty involvement beyond teaching obligations.
Art Graduate Application Fee	\$25/Applicant	\$25/Applicant	\$50/Applicant	2,125	The cost of equipment and recruiting has increased, but the fee is still the original amount. The new fee is comparable to other graduate application fees.
ASLI Fee for Course Credit by Examination	NA	\$75/Exam	\$75/Exam	1,125	Testing will permit students to earn credit for prior knowledge and progress more rapidly in ASLI Program. The testing is not part of course curriculum and must be administered by qualified instructors.
Graduate Certificate Application fee	NA	\$25/Applicant	\$25/Applicant	425	Fee will cover costs related to marketing & recruitment for AAS graduate certificate.
Psychology Graduate Application Fee	\$40/Applicant	\$15/Applicant	\$55/Applicant	8,625	Fee has not been raised since 2002, though our costs have increased. A rate of \$55 is consistent with comparable state Psychology Ph.D.-granting institutions whose average rate is \$58 (UT Austin is \$65, Texas A&M is \$50, Texas Tech is \$60).
Undergraduate Actor-Combatant Certification	NA	\$75/Certificate	\$75/Certificate	2,250	To cover expenses for visiting fight master (Fee & travel), the certifying agency (SAFD) testing fee for all of the students, and provide the weaponry & other materials that the students would use in the training and testing process.
Graduate Actor-Combatant Certification	NA	\$225/Certificate	\$225/Certificate	3,375	To cover expenses for visiting fight master (Fee & travel), the certifying agency (SAFD) testing fee for all of the students, and provide the weaponry & other materials that the students would use in the training and testing process.

**University of Houston System
FY2015 Optional Fee Changes**

Fee Description	Current Rate	Change	Proposed Rate	Estimated Revenue Change	Justification/Revenue Use
University of Houston (continued)					
College Optional Fees (continued)					
Hotel and Restaurant Management					
Materials Purchase	Varies \$30 to \$80/enrollment	Varies up to \$5/enrollment	Varies \$33 to \$85/enrollment	\$ 1,715	Elective course. Funds will be used to recover cost. Remains stand alone fee due to nature of materials being purchased.
Engineering					
Subsea Course	\$3,000/Course	NA	Up to \$1,200 flat rate	\$ 324,000	Currently, the Certificate Program Fee is calculated so each student pays a total of \$3,000 per course regardless of residential status. This translates into \$1,300/course for in-state students and \$191/course for international students. With the international demand for the Subsea Program, the following fee request corrects this inequity for in-state graduate students as well as enables online delivery of the courses to an international student body. This change will reduce the burden on in-state students and create an equitable cost sharing among all enrolled students.
Natural Sciences & Mathematics					
Geosciences Executive MA-Voluntary Student Service Fee	\$1,000/SCH	NA	\$1,884/Course	\$ 1,029	Restructure fee so that it will be applied in an equitable manner to all students. Increase will support Instructor salaries, travel and operation expenses.
Business					
Executive Degree Program 1	\$68,000/Program	\$6,700/Program	\$74,700/Program	\$ 301,500	Tuition/fees, faculty overloads, academic material, international business trip, catering, technology (including tablet devices), staff support, marketing, Career Edge program, computer software and any other necessary overhead expenses towards the program.
Executive Degree Program 2	\$68,000/Program	\$6,700/Program	\$74,700/Program	301,500	Tuition/fees, faculty overloads, academic material, international business trip, catering, technology (including tablet devices), staff support, marketing, Career Edge program, computer software and any other necessary overhead expenses towards the program.
CBA Graduate Application Fee	Up to \$150/Applicant	NA	Up to \$150/Applicant	(15,000)	Recruiting and processing graduate business students; printing and mailing costs; enhancement of graduate-level recruitment publications; office overhead; subsidizing on-line web-based application processing by outside vendors. Fee to be waived as incentive for those completing application process in advance of university deadlines.

**University of Houston System
FY2015 Optional Fee Changes**

Fee Description	Current Rate	Change	Proposed Rate	Estimated Revenue Change	Justification/Revenue Use
University of Houston (continued)					
<u>Deleted Fees</u>					
Pharmacy					
Clinical Pharmacy Incidental Fee	\$42/Course				
Pharm Clinical Handout Fee	\$10/Course				
Pharm-PCEU Sup Course Mat'ls	\$30/Course				
PHAR Certificate Duplication Fee	\$10/Course				
PHAR Locker Rental Fee	\$15/Course				
Education					
Education Thesis/Dissertation Fee	\$85/Incident				
Architecture					
Voluntary Student Service Fee - Study Abroad	\$6,000/Program				
Business					
Voluntary Student Service Fee - Study Abroad	\$3,800/Program				
Liberal Arts & Social Sciences					
Voluntary Student Service Fee - Study Abroad	Varies up to \$5,000/Program				
Engineering					
Voluntary Student Service Fee - Study Abroad	\$6,000/Program				
Technology					
Voluntary Student Service Fee - Study Abroad	\$5,000/Program				
<u>Fee Name Change</u>					
Education	To: Teacher Certificate Fee From: Teacher Education Deficiency Plan	\$85/Incident	NA	\$35/UH Students \$50/Non UH Students	
Social Work	To: Non-profit Leadership Alliance (NLA) Certificate Program Partnership Fee From: American Humanics Non-profit Certificate Program Participant Fee				

**University of Houston System
FY2015 Optional Fee Changes**

Fee Description	Current Rate	Change	Proposed Rate	Estimated Revenue Change	Justification/Revenue Use
University of Houston (continued)					
<u>Request for general BOR authority</u>					
All Academic Departments	Academic Field Studies Program Fee		Varies w/ cost of trip		The planning for field trips and estimate of expenses occurs in the semester prior to the activity to provide the most relevant experience to the student. Delegated authority for approval permits responsiveness to student academic needs in a timely manner.
All Academic Departments	Certificate/Executive Fee for Academic Programs		Varies w/program materials and support		To be responsive to the demands of industry, the planning for executive/certificate programs and estimate of expenses occurs in the semester prior to the activity. Delegated authority for approval permits timely action for the delivery of in demand certificate and executive programs.
<u>Change Fee basis</u>					
Education	Executive EDD Program	\$150/SCH/ Course	\$150/SCH and based on degree		Support for faculty and staff hires to provide instruction, support and services to students.
Subtotal Optional College Fees				<u>\$ 1,138,919</u>	
Administrative Fees					
Installment Fee		\$20/Incident	\$5/Incident	\$ 25/Incident	63,280
Late Fee		\$10/Incident	\$15/Incident	\$25/Incident	110,265
Returned Check Fee		\$20/Incident	\$5/Incident	\$25/Incident	6,525
Subtotal Administrative Fees				<u>\$ 180,070</u>	

**University of Houston System
FY2015 Optional Fee Changes**

Fee Description	Current Rate	Change	Proposed Rate	Estimated Revenue Change	Justification/Revenue Use	
University of Houston (continued)						
Meal Plans				\$ 300,000	Meal plan rates are recommended by the Food Service Advisory Committee. The FY2015 proposed meal plan rates are increasing an average of 3.4% to cover increased food, labor and transportation costs.	
Residential Meal Plans (per semester/per academic year):						
Lifestyle 15 (15 all-you-care-to-eat meals per week plus \$200 Cougar Cash)	\$1,700	\$100	\$1,800			
Lifestyle 160(160 all-you-care-to-eat meals per semester plus \$400 Cougar Cash)	\$1,700	-\$25	\$1,675			
All Access 7 (unlimited all-you-care-to-eat meals 7 days a week, \$100 Cougar Cash, plus 15 guest passes)	\$1,800	\$75	\$1,875			
Cougar Cash (Juniors, Seniors and Graduate Residents only)	\$1,350	\$50	\$1,400			
Commuter Meal Plans (per semester):						
Select 300 (all cougar cash)	\$300	\$0	\$300			
Select 500 (all cougar cash)	\$500	\$0	\$500			
Select 800 (all cougar cash)	\$800	\$0	\$800			
Select 1000 (all cougar cash)	\$1,000	\$0	\$1,000			
Block 20 (20 all-you-care-to-eat meals per semester plus \$50 Cougar Cash)	\$210	\$0	\$210			
Block 40 (40 all-you-care-to-eat meals per semester plus \$100 Cougar Cash)	\$390	\$20	\$410			
Block 80 (80 all-you-care-to-eat meals per semester plus \$150 Cougar Cash)	\$640	\$35	\$675			
Block 120 (120 all-you-care-to-eat meals per semester plus \$200 Cougar Cash)	\$850	\$45	\$895			
Residential Housing				\$ 932,000		Student Housing & Residential Life is requesting a 3% rate increase to address the additional debt service from Cougar Place and Cougar Village II, which added over 2000 new student beds to the student housing system. Additionally, the increase addresses urgent capital projects, deferred maintenance and program improvements such as Map Works which is a student success tool utilized to maximize student retention and new housing software with is critical to improving the departments business practice.
Cougar Village I - 2 Bedroom Double	\$2,756	\$83	\$2,839			
Cougar Village I - 2 Bedroom Single	\$3,585	\$108	\$3,693			
Cougar Village II - 2 - Bedroom Double	\$2,756	\$83	\$2,839			
Cougar Village II - 2- Bedroom Single	\$3,585	\$108	\$3,693			
Moody Towers Double	\$2,252	\$68	\$2,320			
Moody Towers Single	\$2,810	\$84	\$2,894			
Moody Towers Super Single	\$3,081	\$92	\$3,173			
Quadrangle Double	\$2,494	\$75	\$2,569			
Quadrangle Super Single	\$3,302	\$99	\$3,401			
Cougar Place - 4 Bed/1 Bath*	\$3,285	\$99	\$3,384			
Cougar Place - 2 Bed/1 Bath*	\$3,585	\$108	\$3,693			
Cougar Place - 1 Bed/1 Bath*	\$3,685	\$111	\$3,796			
Bayou 4 Bed/2 Bath*	\$3,245	\$97	\$3,342			
Bayou 2 Bed/1 Bath*	\$3,414	\$102	\$3,516			
Bayou 3 Bed/2 Bath Shared*	\$3,337	\$100	\$3,437			
Bayou Townhouse*	\$2,781	\$83	\$2,864			

**University of Houston System
FY2015 Optional Fee Changes**

Fee Description	Current Rate	Change	Proposed Rate	Estimated Revenue Change	Justification/Revenue Use	
University of Houston (continued)						
Residential Housing (continued)						
Calhoun Lofts Efficiency Unfurnished	\$4,510	\$135	\$4,645			
Calhoun Lofts Efficiency Furnished	\$4,625	\$139	\$4,764			
Calhoun Lofts 1 - Bed / 1 Bath Unfurnished	\$5,545	\$166	\$5,711			
Calhoun Lofts 1 - Bed / 1 Bath Furnished	\$5,710	\$171	\$5,881			
Calhoun Lofts 2 - Bed/1 Bath Unfurnished	\$4,025	\$121	\$4,146			
Calhoun Lofts 2 - Bed/1 Bath Furnished	\$4,135	\$124	\$4,259			
Cambridge Oaks - Efficiency - 9 Month*	\$2,970	\$27	\$2,997			
Cambridge Oaks - 1 Bed / 1 Bath - 9 Month*	\$3,180	\$30	\$3,210			
Cambridge Oaks - 2 Bed / 2 Bath Private - 9 Month*	\$1,971	\$229	\$2,200			
Cambridge Oaks - 2 Bed / 2 Bath Shared - 9 Month*	\$2,025	\$375	\$2,400			
Cambridge Oaks - 3 Bed / 2 Bath - 9 Month*	\$2,400	\$0	\$2,400			
Cambridge Oaks - Efficiency - 12 Month*	\$2,228	\$20	\$2,248			
Cambridge Oaks - 1 Bed / 1 Bath - 12 Month*	\$2,385	\$23	\$2,408			
Cambridge Oaks - 2 Bed / 2 Bath Private - 12 Month*	\$1,854	\$14	\$1,868			
Cambridge Oaks 2 Bed / 2 Bath Shared - 12 Month*	\$1,899	\$216	\$2,115			
Cambridge Oaks - 3 Bed / 2 Bath - 12 Month*	\$1,763	\$0	\$1,763			
Cullen Oaks - 4 Bed / 2 Bath Phase 1 - 9 Month*	\$3,250	\$100	\$3,350			
Cullen Oaks - 2 Bed / 2 Bath Phase 1 - 9 Month*	\$3,675	\$125	\$3,800			
Cullen Oaks 2 Bed/2 Bath Deluxe Phase 1 - 9 Month*	\$3,725	\$125	\$3,850			
Cullen Oaks - 2 Bed / 1 Bath - 9 Month*	\$3,550	\$100	\$3,650			
Cullen Oaks - 1 Bedroom Unit - 9 Month*	\$4,250	\$125	\$4,375			
Cullen Oaks - 2 Bedroom Grad - 9 Month*	\$4,375	\$125	\$4,500			
Cullen Oaks - 1 Bedroom Grad - 9 Month*	\$5,050	\$150	\$5,200			
Cullen Oaks - 1 Bed / 1 Bath Phase 2 - 9 Month*	\$4,050	\$125	\$4,175			
Cullen Oaks - 2 Bed / 1 Bath Phase 2 - 9 Month*	\$3,525	\$100	\$3,625			
Cullen Oaks - 2 Bed / 2 Bath Phase 2 - 9 Month*	\$3,650	\$100	\$3,750			
*Rates standardized for comparison to UH Managed Rates.						
Total Optional Fees - University of Houston				\$ 2,550,989		

**University of Houston System
FY2015 Optional Fee Changes**

Fee Description	Current Rate	Change	Proposed Rate	Estimated Revenue Change	Justification/Revenue Use
------------------------	---------------------	---------------	----------------------	---------------------------------	----------------------------------

**UH - CLEAR LAKE
FY2015 Optional Fee Changes**

		Estimated Revenue Change
SUMMARY	COLLEGE OPTIONAL FEES	\$ 35,250
	TOTAL UH - CLEAR LAKE	\$ 35,250

**University of Houston System
FY2015 Optional Fee Changes**

Fee Description	Current Rate	Change	Proposed Rate	Estimated Revenue Change	Justification/Revenue Use
<u>University of Houston-Clear Lake</u>					
Graduation Fee	\$65/ Graduate	\$15/ Graduate	\$80/ Graduate	\$ 34,500	Additional revenue will be used to cover the increased costs of graduation. This fee has not been increased since FY2006.
Texas Success Initiative (TSI) Subject Retake Fee	NA	\$10/Subject	\$10/Subject	500	Legislation allows test takers to retake the TSI assessment an unlimited amount of times with no timeframe restrictions. This will encourage individuals to review areas of weakness identified from the initial test and increase the success rate with the exam retake.
Proctor Fee	NA	\$25/Exam	\$25/Exam	250	Provide proctoring services for exam takers for a variety of exams on behalf of other institutions.
Subtotal Optional Fees				\$ 35,250	
Total Optional Fees - University of Houston-Clear Lake				\$ 35,250	

**University of Houston System
FY2015 Optional Fee Changes**

Fee Description	Current Rate	Change	Proposed Rate	Estimated Revenue Change	Justification/Revenue Use
-----------------	-----------------	--------	------------------	-----------------------------	---------------------------

**UH - Victoria
FY2015 Optional Fee Changes**

SUMMARY	MEAL PLANS	Estimated Revenue Change
HOUSING	\$ 35,215	49,844
TOTAL UH - VICTORIA	<u>\$ 85,059</u>	

**University of Houston System
FY2015 Optional Fee Changes**

Fee Description	Current Rate	Change	Proposed Rate	Estimated Revenue Change	Justification/Revenue Use
<u>University of Houston-Victoria</u>					
Student Meal Plan				\$ 35,215	Additional revenue from various meal plans for residential and non-resident students, and faculty and staff. Revenue will be used to support operations due to increase in food, supplies and personnel costs associated with student dining facilities. This represents an overall 3.47% increase.
Lifestyle 19 (19 meals per week)	\$1,300	\$50	\$1,350		
Lifestyle 160 (160 meals per week)	\$890	\$25	\$915		
Block 20 (20 meals per semester)	\$135	\$5	\$140		
Block 40 (40 meals per semester)	\$260	\$10	\$270		
Block 80 (80 meals per semester)	\$460	\$15	\$475		
Student Housing (per semester)				\$ 49,844	Additional revenue from UHV student housing at Jaguar Suites and Jaguar Hall student housing facilities. Revenue will be used to support operations including maintenance, supplies, and personnel costs associated with student housing. This represents an overall 3% increase.
Jaguar Hall - Single	\$3,215	\$96	\$3,311		
Jaguar Hall - Double	\$2,275	\$68	\$2,343		
Jaguar Hall - Single (4 rooms in one suite)	\$3,000	\$90	\$3,090		
Subtotal Voluntary and Optional Fees				\$ 85,059	
Total Optional Fees - University of Houston-Victoria				\$ 85,059	