

# EDUCATIONAL TECHNOLOGY RESOURCES



Tilman J. Fertitta Family  
College of Medicine

UNIVERSITY OF HOUSTON

## Contents

<b>Overview .....</b>	<b>2</b>
<b>1. Learning Management System .....</b>	<b>3</b>
<b>2. Enhancing the Learning Experience .....</b>	<b>4</b>
<b>2.1 Microsoft Teams .....</b>	<b>4</b>
<b>2.2 Zoom.....</b>	<b>4</b>
<b>2.3 Microsoft SharePoint Team Site.....</b>	<b>5</b>
<b>2.4 Camtasia – Video Creation.....</b>	<b>5</b>
<b>2.5 TurningPoint – Audience Response System.....</b>	<b>5</b>
<b>2.6 Lecturio – Learning on Demand .....</b>	<b>6</b>
<b>2.7 Information Commons.....</b>	<b>6</b>
<b>2.8 Aquifer .....</b>	<b>6</b>
<b>3. Classroom Technologies.....</b>	<b>7</b>
<b>4. Remote Teaching Resources.....</b>	<b>7</b>
<b>5. Engaging with Educational Technology Team .....</b>	<b>7</b>

## Overview:

At the UH College of Medicine Office of Medical Education (OME), we offer a wide range of learning technology tools to support excellence in teaching and learning. Whether you are a new faculty member or a seasoned practitioner, OME has resources to support your teaching and learning needs. Explore this guide to learn more about how to use the various technologies here at UH College of Medicine.

**Important Note:** This document will go through periodic review and updates.

# 1. Learning Management System

eMedley is the Learning Management System utilized at the University of Houston College of Medicine. Instructors use eMedley to add course material, communicate with students and create and grade assignments. There are several modules inside eMedley:

- Use *educate* to create announcements, view the course calendar and upload course materials and examination grades.
- Use *eclas* to update case logs and time logs.
- Use *ecurriculum* to manage courses and resources.
- Use *evaluate* to manage student and faculty evaluations.
- Use *examn* to complete exams in a lockdown browser.



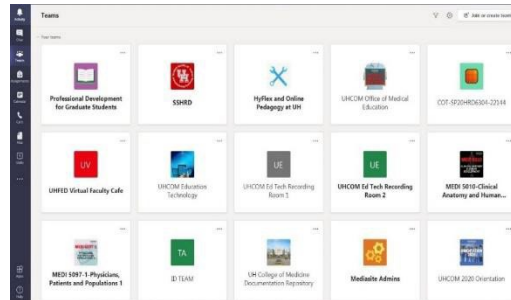
eMedley accounts are created for all faculty and course directors so that they can access class rosters, upload course content, enter grades online and more.

# 2. Enhancing the Learning Experience

## 2.1 Microsoft Teams

Microsoft Teams is an interactive platform designed to simplify communication & collaboration between faculty, students and staff. A hub for teamwork, Teams incorporates a variety of Office 365 tools for your use.

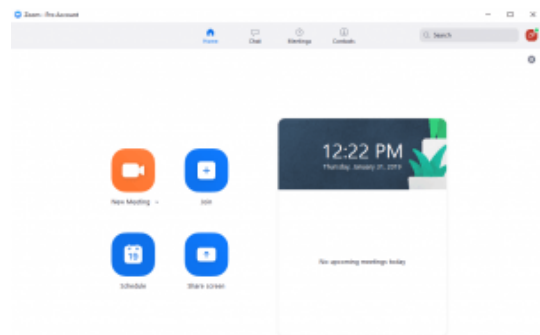
- Host video calls within the platform and use the chat feature to reduce the need of email.
- Create, upload and share Word/Excel/PowerPoint files within the platform.
- Collaborate and engage in real time through virtual whiteboard.
- Access the platform/files on any phone/computer.



## 2.2 Zoom

Zoom is a web conferencing platform that is well known for its simplicity and sought-after virtual break-out rooms. The key features are:

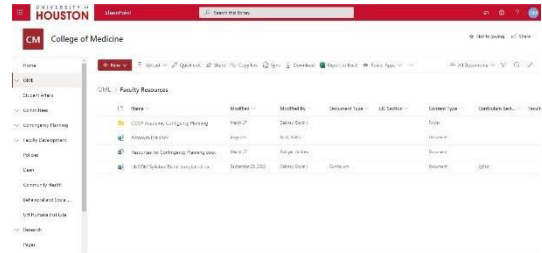
- Host meetings in your personal, virtual meeting room with a consistent URL.
- Schedule meetings through Outlook.
- Record to the cloud or to your device and share your meeting with the group.
- Share your screen, documents and applications during your video call.
- Upload virtual backgrounds.



## 2.3 Microsoft SharePoint Team Site

SharePoint is a tool for online collaboration and content management. The key features of SharePoint are:

- Use SharePoint to collaboratively create and manage files.
- Use the SharePoint platform to host internal webpages, which can be edited in the browser.



## 2.4 Camtasia – Video Creation

Camtasia is a video recording and editing platform. Key features of Camtasia are:

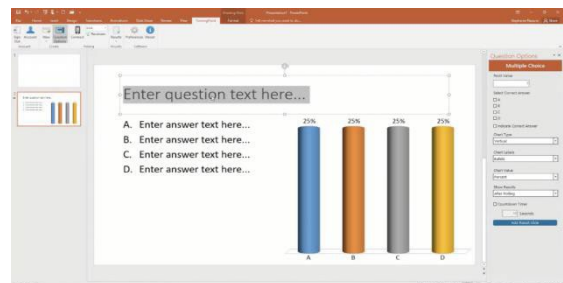
- Record your lectures through screen and/or webcam.
- Enhance the video with automatic text to speech.
- Embed quizzes within video to check learner engagement and comprehension.

This software is offered on some computers at the College of Medicine.



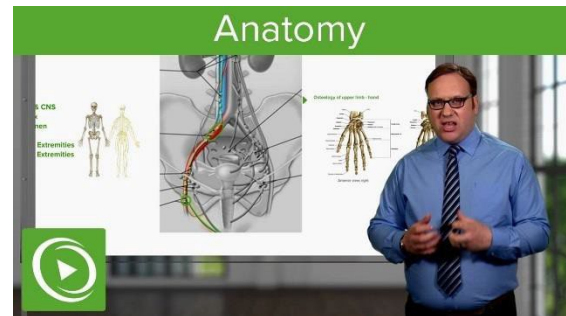
## 2.5 TurningPoint – Audience Response System

TurningPoint is an interactive platform to embed questions within presentations. The audience response system helps instructors gauge student understanding and enhance student engagement.




## 2.6 Lecturio – Learning on Demand

Lecturio is a curated repository of educational videos accessible to the students and faculty of the College of Medicine through a browser or mobile app.



## 2.7 Information Commons

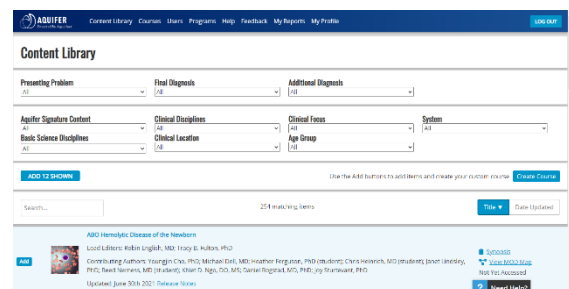
The Information Commons is located on the first floor of the College of Medicine. It includes reference materials, simulation models, digital assets for student use, study guides, and a humanities collection.



## 2.8 Aquifer

Aquifer is an application that helps students build clinical reasoning skills and supplements clinical experiences through evidence-based, peer-reviewed and continuously updated courses and virtual patient cases. Some key features of Aquifer are:

- Gain experience missed in clinic due to lack of patients, disruption, or seasonality.
- Access a safe space to practice clinical decisions with deep evidence-based content, comprehensive coverage of national curriculum standards and authentic clinical contexts.



# 3. Classroom Technologies

The smart classrooms are equipped with a wide range of instructional technologies.

**Major components:**

- High-definition projector and projection screens
- Instructor podium with HDMI port to project onto the screens
- Wireless microphones and document camera available for use
- Lecture capture-enabled
- Control panel for web camera
- HDTVs for small group facilitation
- Wi-Fi network connection available for all occupants



# 4. Remote Teaching Resources

We have compiled a list of suggestions for remote teaching and learning.

I would like to -	Supported tools	Related resources
Provide course content to students.	<ul style="list-style-type: none"> <li>• eMedley</li> </ul>	<ul style="list-style-type: none"> <li>○ <a href="#">Introduction</a> eMedley and Session Planning</li> </ul>
Record lectures for students to watch on their own time.	<ul style="list-style-type: none"> <li>• Record a narrated PowerPoint</li> <li>• Use Camtasia to record screen/audio/webcam</li> <li>• Record a meeting through Microsoft Teams</li> </ul>	<ul style="list-style-type: none"> <li>○ <a href="#">How to create</a> videos through Camtasia</li> <li>○ <a href="#">How to upload and share</a> through Microsoft Teams</li> </ul>
Lecture in real time with class discussion.	<ul style="list-style-type: none"> <li>• Microsoft Teams</li> </ul>	<ul style="list-style-type: none"> <li>○ <a href="#">Quick guide</a> on Microsoft Teams</li> <li>○</li> </ul>
	<ul style="list-style-type: none"> <li>• Zoom</li> </ul>	<ul style="list-style-type: none"> <li>○ <a href="#">Tips</a> on Zoom</li> </ul>
Formative Assessment/Poll	<ul style="list-style-type: none"> <li>• TurningPoint</li> </ul>	<ul style="list-style-type: none"> <li>○ <a href="#">Tips</a> on TurningPoint for Instructors</li> </ul>

## 5. Engaging with Educational Technology Team

The Office of Medical Educational Technology team provides training & development opportunities to support the faculty & staff at the College of Medicine. Training options include one-on-one meetings, on-demand software training and customized group sessions for staff and faculty.

Please email us at [comedtec@cougarnet.uh.edu](mailto:comedtec@cougarnet.uh.edu) to schedule a consultation.

Educational Technology Team	
<p><b>Director of Educational Technology</b></p> <p>David del Pino Kloques 5055 Medical Circle Houston, TX 77204</p>	<p><b>Email:</b> <a href="mailto:ddelpino@cougarnet.uh.edu">ddelpino@cougarnet.uh.edu</a> <b>O:</b> 713-743-1858</p>
<p><b>Instructional Designer II</b></p> <p>Colin Davis 5055 Medical Circle Houston, TX 77204</p>	<p><b>Email:</b> <a href="mailto:cldavi31@cougarnet.uh.edu">cldavi31@cougarnet.uh.edu</a> <b>O:</b> 713-743-5539</p>