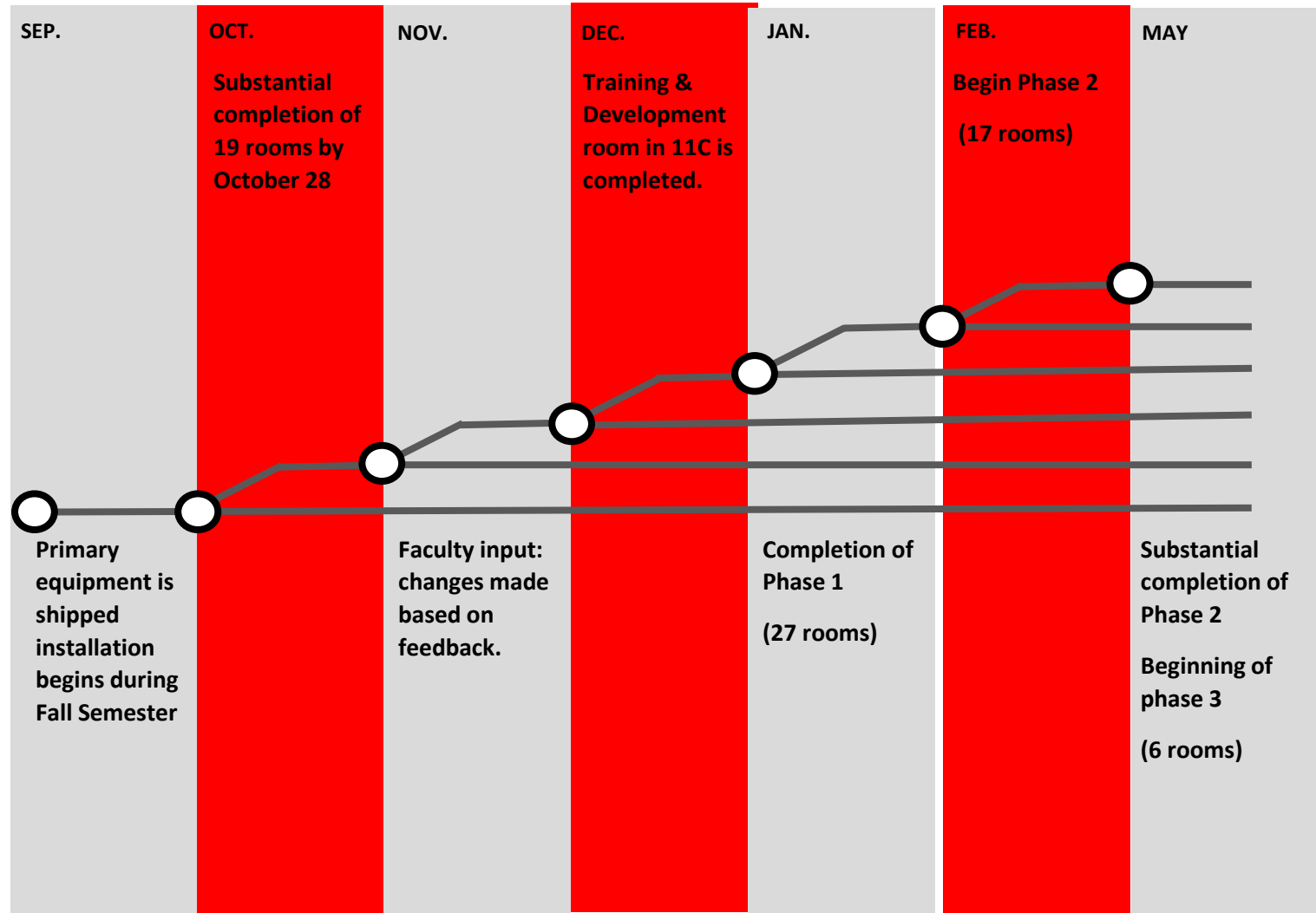


UNIVERSITY of
HOUSTON

UNIVERSITY INFORMATION TECHNOLOGY

**MULTIMODAL/HYFLEX CLASSROOM
ROLLOUT**

Multimodal Classroom Project Milestones



Multimodal Classroom Project Phase 1

UH Multimodal Upgrade 2022

Building	Room Code	Tentative installation date
Michael J.Cemo Hall	CEMO 101	Friday, September 9, 2022
Michael J.Cemo Hall	CEMO 105	Friday, September 16, 2022
Fred J. Heyne Building	H 34	Friday, September 16, 2022
Classroom and Business Building	CBB 120	Friday, September 23, 2022
Classroom and Business Building	CBB 122	Friday, September 23, 2022
Melcher Hall	MH 118	Friday, September 30, 2022
Sugar Land Albert & Mamie George Building	AMG 102	Friday, September 30, 2022
Sugar Land Albert & Mamie George Building	AMG 205	Friday, September 30, 2022
Michael J.Cemo Hall	CEMO 109	Friday, September 30, 2022
Sugar Land Brazos Hall	BH2 362	Friday, September 30, 2022
Fred J. Heyne Building	H 28	Friday, October 07, 2022
Fred J. Heyne Building	H 30	Friday, October 07, 2022
Melcher Hall	MH 126	Friday, October 14, 2022
Melcher Hall	MH 128	Friday, October 14, 2022
Fine Arts Building	FA 110	Friday, October 21, 2022
UH Katy Academic Building 1	KAB1 121	Monday, October 24, 2022
UH Katy Academic Building 1	KAB1 122	Monday, October 24, 2022
Graduate School of Social Work	SW 107A	Friday, October 28, 2022
Graduate School of Social Work	SW 107B	Friday, October 28, 2022
Melcher Hall	MH 110	Friday, November 4, 2022
Melcher Hall	MH 112	Friday, November 4, 2022
Melcher Hall	MH 116	Friday, November 18, 2022
Classroom and Business Building	CBB 118	Fall intercession December 14-23
Classroom and Business Building	CBB 214	Fall intercession December 14-23
Classrooms in Science and Engineering Complex	SEC 103	Fall intercession December 14-23
Sugar Land Albert & Mamie George Building	AMG 218	Fall intercession December 14-23
MD Anderson Library	11C	Fall intercession December 14-23

Multimodal Classroom Project Phase 2

UH Multimodal Upgrade 2022

Building	Room Code	Tentative installation date
Science Building	S 201	Friday, February 3, 2023
Classroom and Business Building	CBB 110	Friday, February 10, 2023
Science Building	S 207	Friday, February 17, 2023
Science Building	S 119	Friday, February 24, 2023
Science (S)	S 115	Friday, March 10, 2023
Melcher Hall	MH 113	Friday, March 24, 2023
Melcher Hall	MH 129	Friday, March 31, 2023
Melcher Hall	MH 114	Friday, March 31, 2023
Melcher Hall	MH 138	Friday, April 7, 2023
Classroom and Business Building	CBB 104	Friday, May 12, 2023 - May 26th
Classroom and Business Building	CBB 106	Friday, May 12, 2023 - May 26th
Classroom and Business Building	CBB 108	Friday, May 12, 2023 - May 26th
Classroom and Business Building	CBB 124	Friday, May 12, 2023 - May 26th
Roy G. Cullen Building	C 126	Friday, May 12, 2023 - May 26th
Michael J.Cemo Hall	CEMO 100D	Friday, May 12, 2023 - June 9th
Roy G. Cullen Building	C 135	June 19th-30th
Roy G. Cullen Building	C 137	June 19th-30th

Multimodal Classroom Project Phase 3

UH Multimodal Upgrade 2022

Building	Room Code	Tentative installation date
Susan Garrison Hall	GAR 118	June 12th-30th
M.D. Anderson Library	L 212L	June 12th-30th
Science Building	S 132	June 12th-30th
Melcher Hall	MH 120	June 19th-30th
Melcher Hall	MH 127	June 19th-30th
Lamar Fleming Jr	F 162	June 19th-30th

The Multimodal Equipment difference

Touch panel:

- Functionality based on pedagogical needs.
- One touch turns the system on and brings up a menu of possibilities.



The Multimodal Equipment difference

ADA podium:

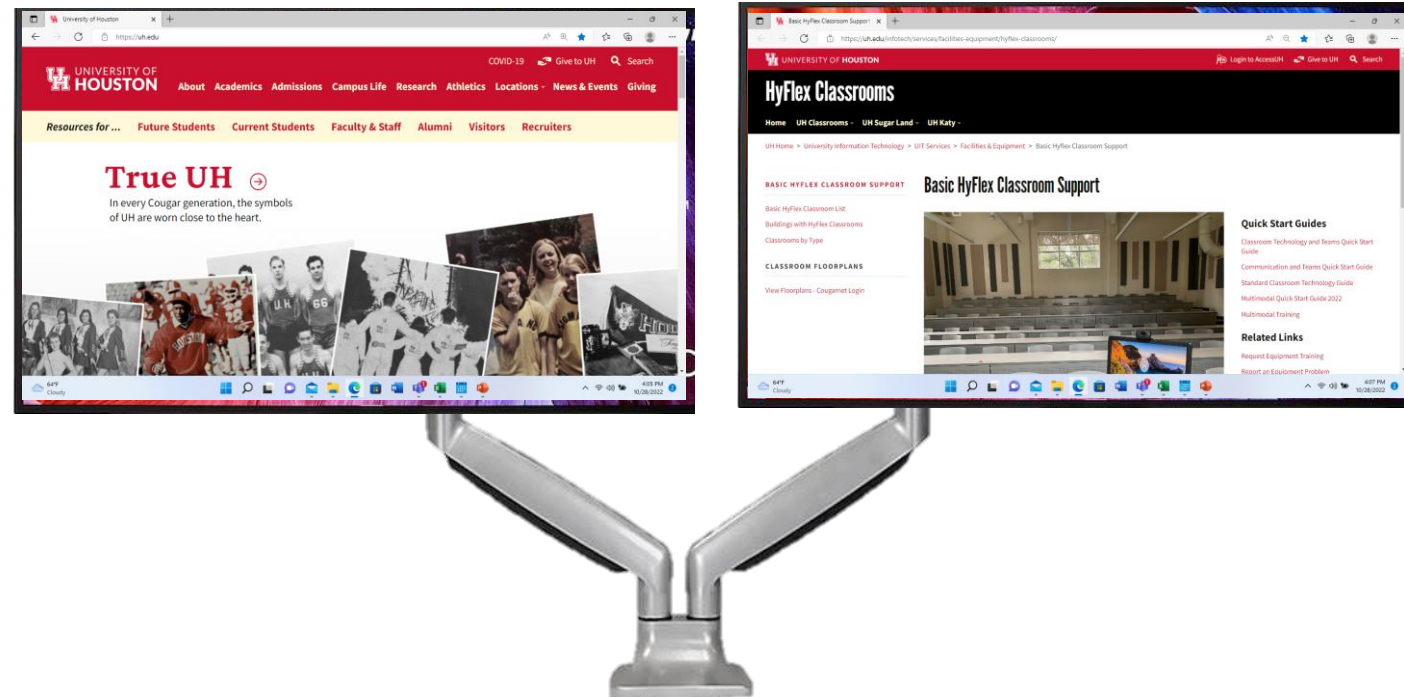
- Height adjustable podium.
- Podium functionality with desk space



The Multimodal Equipment difference

Dual Monitors:

- 2 monitors for extended view and multitasking.
- The primary monitor has touchscreen functionality.
- The arms provide a wide range of movement for height and side by side adjustments.



The Multimodal Equipment difference

Assisted listening devices:

- For ADA compliance
- Assistive listening device for hearing impaired.
- Receiver(s) available as needed.



The Multimodal Equipment difference

Wireless collaboration system:

- Allows untethered connections to displays.
- Collaboration between mobile devices.



The Multimodal Equipment difference

Auto-tracking camera:

- Presets for primary teaching zones
- Tracking movement when necessary



The Multimodal Equipment difference

Zoned sound

- Even sound across the room
- Same experience from any seat



The Multimodal Equipment difference

Laser projectors

- Higher resolution
- Brighter than previous models
- Reaches maximum brightness in less than 15 seconds



The Multimodal Equipment difference

The confidence monitor

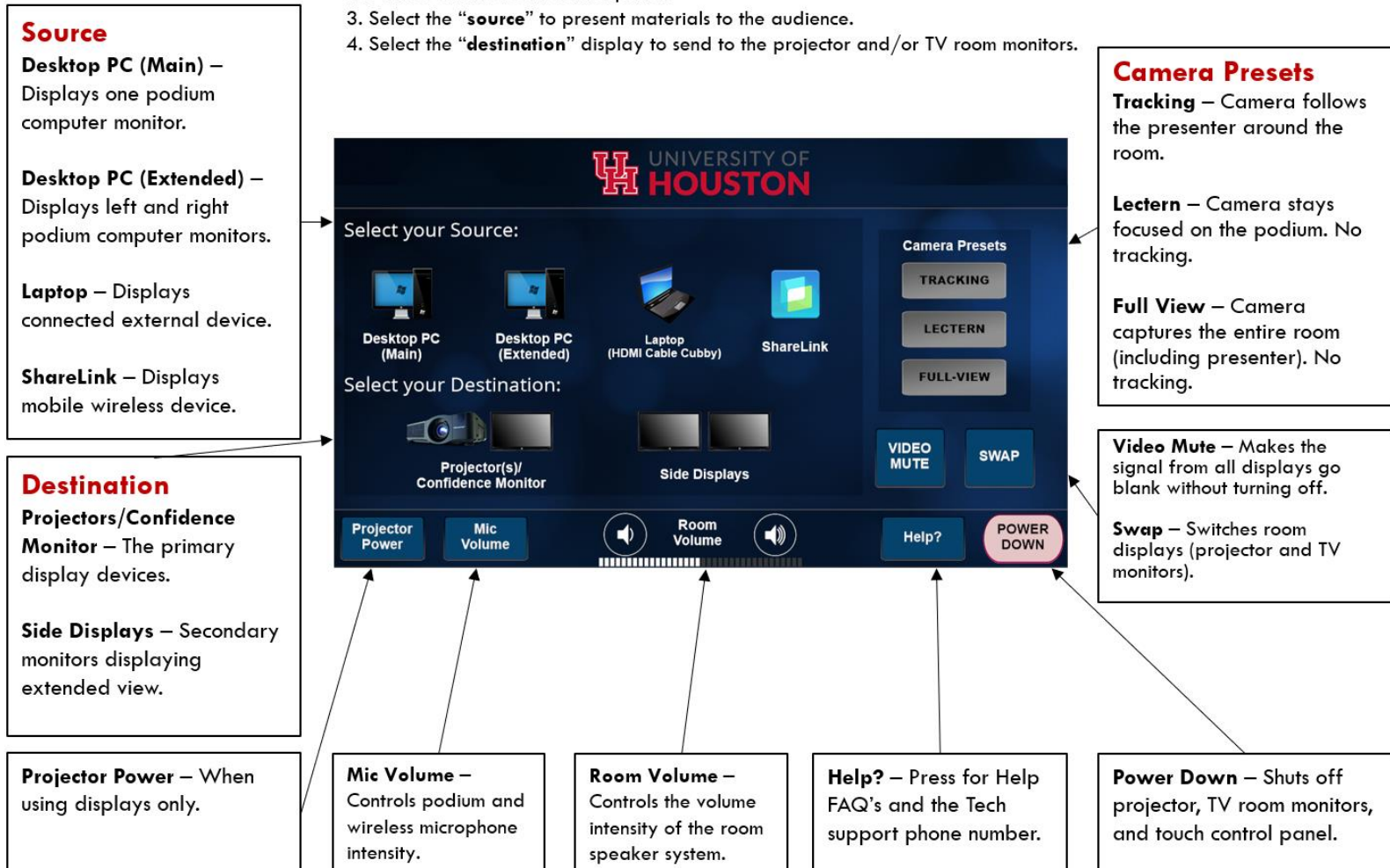
- Allows the speaker to see the presentation in front of them.
- No need to turn your back on the audience



Quick Start

GET STARTED

1. **Log into the computer** using active cougar net credentials.
Example: jcougar@cougarnet.uh.edu
2. **Power ON** the touch control panel.
3. Select the “**source**” to present materials to the audience.
4. Select the “**destination**” display to send to the projector and/or TV room monitors.



**The Demonstration/Training
room is available for faculty in
room 11C of the MD Anderson
Library.**

**Additional
information**