




















Engagement Indicators: Overview

Engagement Indicators are summary measures based on sets of NSSE questions examining key dimensions of student engagement. The ten indicators are organized within four broad themes: Academic Challenge, Learning with Peers, Experiences with Faculty, and Campus Environment. The tables below compare average scores for your students with those in your comparison groups.



















Use the following key:

-  **Your students' average** was significantly higher ($p < .05$) with an effect size at least .3 in magnitude.
-  **Your students' average** was significantly higher ($p < .05$) with an effect size less than .3 in magnitude.
- No significant difference.
-  **Your students' average** was significantly lower ($p < .05$) with an effect size less than .3 in magnitude.
-  **Your students' average** was significantly lower ($p < .05$) with an effect size at least .3 in magnitude.

First-Year Students

Theme	Engagement Indicator	Your first-year students compared with Public Over 20K Enrl	Your first-year students compared with Carnegie Class	Your first-year students compared with NSSE 2018 & 2019
Academic Challenge	Higher-Order Learning	--	--	--
	Reflective & Integrative Learning	--	--	--
	Learning Strategies	--	--	--
	Quantitative Reasoning	--	--	
Learning with Peers	Collaborative Learning		--	
	Discussions with Diverse Others			
Experiences with Faculty	Student-Faculty Interaction			
	Effective Teaching Practices			
Campus Environment	Quality of Interactions			
	Supportive Environment	--	--	--

Seniors

Theme	Engagement Indicator	Your seniors compared with Public Over 20K Enrl	Your seniors compared with Carnegie Class	Your seniors compared with NSSE 2018 & 2019
Academic Challenge	Higher-Order Learning		--	--
	Reflective & Integrative Learning			
	Learning Strategies	--		--
	Quantitative Reasoning	--	--	
Learning with Peers	Collaborative Learning		--	
	Discussions with Diverse Others			
Experiences with Faculty	Student-Faculty Interaction	--		
	Effective Teaching Practices		--	
Campus Environment	Quality of Interactions			
	Supportive Environment	