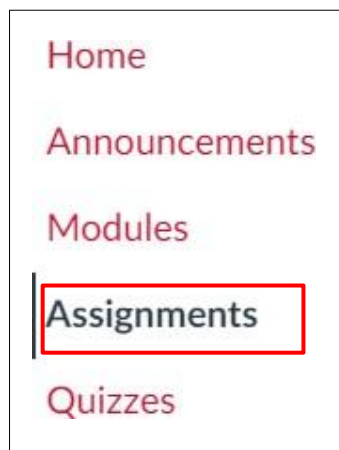


## Updated- Steps for Using AACU Rubrics in Canvas

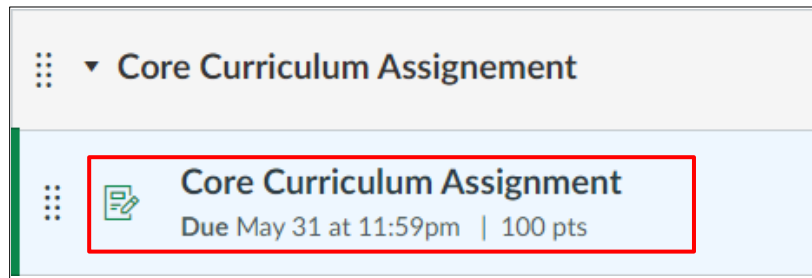
1. Access your course in Canvas.



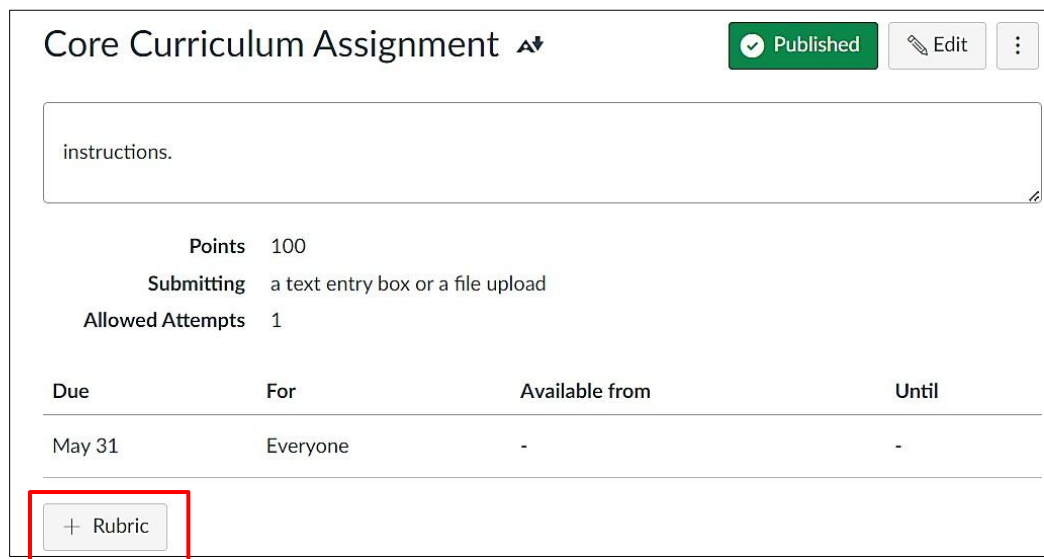
2. Go to the **Assignments** tab in the course tool bar.



3. Select the assignment you intend to use for Core Curriculum Assessment.



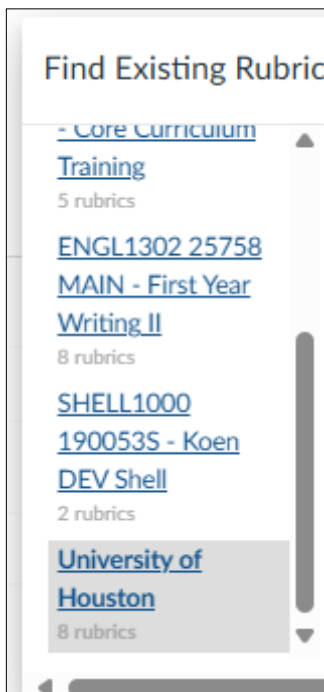
4. Click **+Rubric** button located in the lower portion of the Assignment screen.



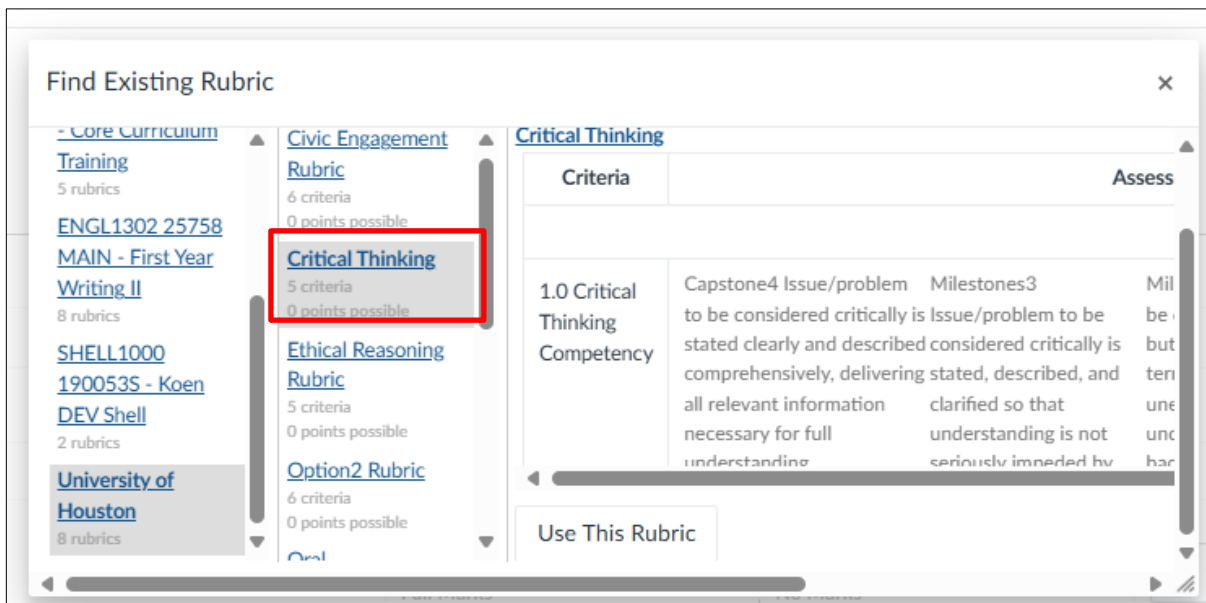
5. Click **Find a Rubric**.



6. Scroll all the way down in the left panel until you see University of Houston. Click **University of Houston**.



7. The rubrics will load in the adjacent panel. **Select the appropriate rubric for your assessment.**



8. Click **Use This Rubric**.

**Critical Thinking**

Criteria	Assess		
1.0 Critical Thinking Competency	Capstone4 Issue/problem to be considered critically is stated clearly and described comprehensively, delivering all relevant information necessary for full understanding	Milestones3 Issue/problem to be considered critically is stated, described, and clarified so that understanding is not seriously impeded by	Mil be but ten une unc har

**Use This Rubric**

9. The rubric will appear on the Assignment screen.

Points 0

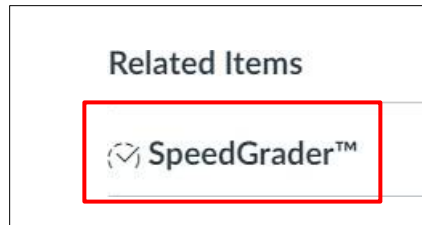
Submitting a text entry box

Due	For	Available from	Until
-	Everyone	Jan 31, 2024 at 12am	May 31, 202

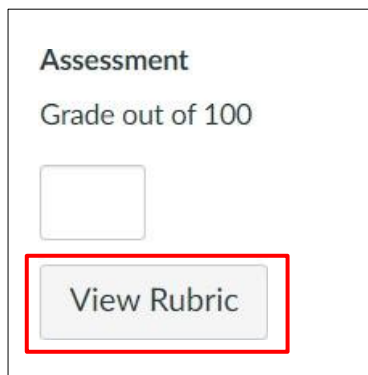
**Critical Thinking**

Criteria	Ratings			
1.0 Critical Thinking Competency Explanation of Issues threshold: 2 pts	4 pts Capstone4 Issue/problem to be considered critically is stated clearly and described comprehensively, delivering all relevant information necessary for full understanding.	3 pts Milestones3 Issue/problem to be considered critically is stated, described, and clarified so that understanding is not seriously impeded by omissions.	2 pts Milestones2 Issue/problem to be considered critically is stated but description leaves some terms undefined, ambiguities unexplored, boundaries undetermined, and/or backgrounds unknown.	1 pt Ber con witi

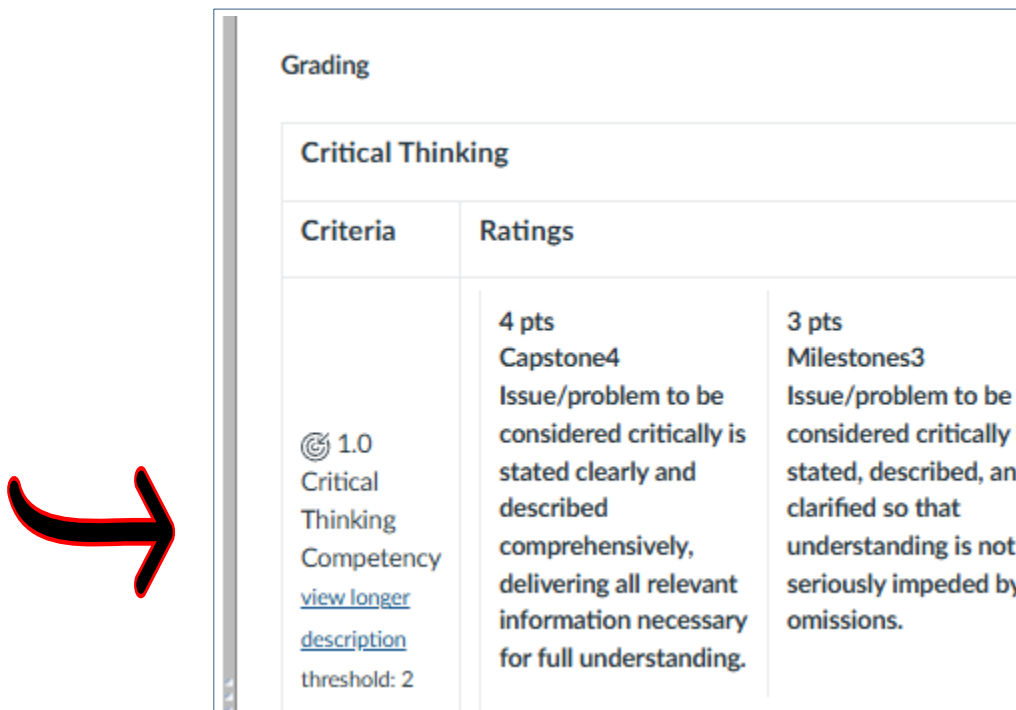
10. After students have completed the assignment, go back to the assignment, and click **SpeedGrader** located on the top right portion of the screen.



11. In the SpeedGrader, click **View Rubric**




12. You can slide the vertical grey bar to expand the rubric view.



13. Select the ratings for each criterion.

Grading

Critical Thinking

Criteria	Ratings				
<p>1.0 Critical Thinking Competency</p> <p><a href="#">view longer description</a></p> <p>threshold: 2</p>	<p>4 pts Capstone4</p> <p>Issue/problem to be considered critically is stated clearly and described comprehensively, delivering all relevant information necessary for full understanding.</p>	<p>3 pts Milestones3</p> <p>Issue/problem to be considered critically is stated, described, and clarified so that understanding is not seriously impeded by omissions.</p>	<p>2 pts Milestones2</p> <p>Issue/problem to be considered critically is stated but description leaves some terms undefined, ambiguities unexplored, boundaries undetermined, and/or backgrounds unknown.</p>	<p>1 pts Benchmark1</p> <p>Issue/problem to be considered critically is stated without clarification or description.</p> 	<p>0 pts No Evidence</p>

14. Click **Save**.

<p>5.0 Critical Thinking Competency</p> <p><a href="#">view longer description</a></p> <p>threshold: 2</p>	<p>related outcomes (consequences and implications) are logical and reflect student's informed evaluation and ability to place evidence and perspectives discussed in priority order.</p>	<p>related to inform oppos relate (conse implic identi</p>
<p><b>Save</b> Cancel</p>		

15. If you decide to rate a student Capstone 4 for any dimension, please briefly explain your decision here.

Competency <a href="#">view longer description</a> threshold: 2	logical and reflect student's informed evaluation and ability to place evidence and perspectives discussed in priority order.	related outcomes (consequences and implications) are identified clearly.	desired conclusion); some related outcomes (consequences and implications) are identified clearly.	discussed; related outcomes (consequences and implications) are oversimplified.	
---	---	--	--	---	--

Total Points: 0 out of 0

**Save** Cancel

**Comments for this Attempt**

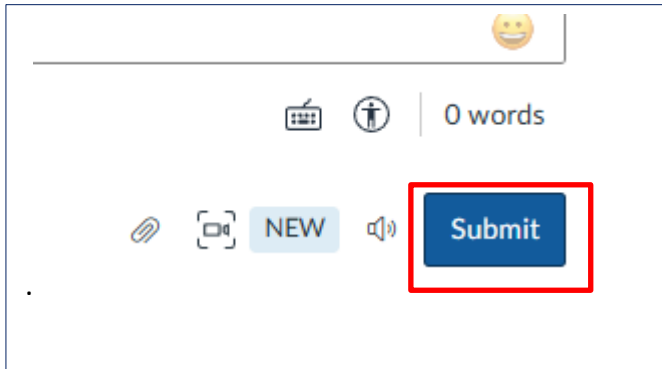
Paragraph | **B** *I* U **A** | | |

16. If you want to change the ratings, click **View Rubric**. Change the ratings and click **Save**.

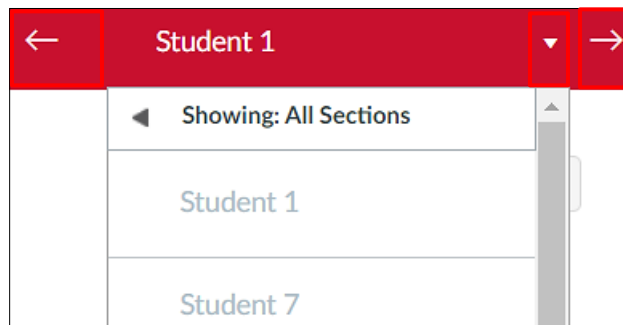
**View Rubric**

Critical Thinking	
Criteria	Ratings
1.0 Critical Thinking Competency <a href="#">view longer description</a> threshold: 2	Benchmark1 Issue/prc
2.0 Critical Thinking	

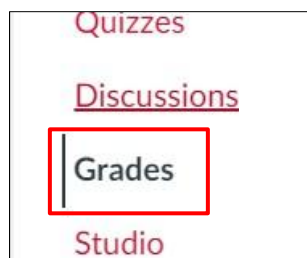
17. Click **Submit**



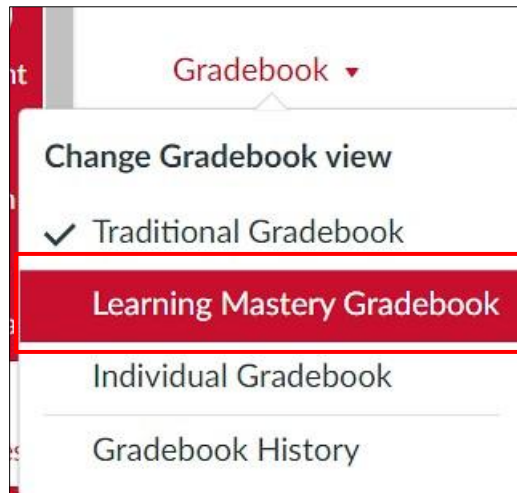
18. You can use the arrow keys on the top right or left to move to the next student or click the downward arrow to scroll through students' names.



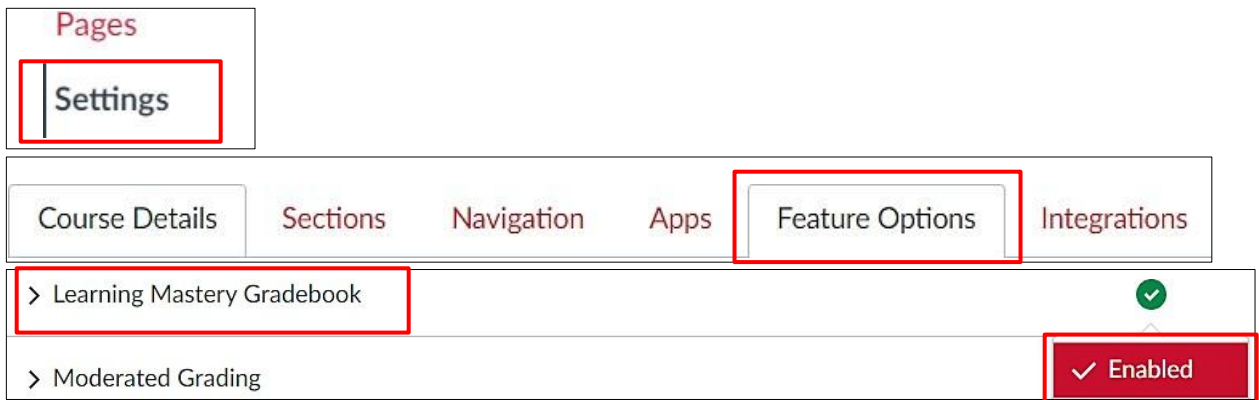
19. To view the grades, go back to **Grades** in the course tool bar.



20. Click **Gradebook>Learning Mastery Gradebook**.



21. If you do not see the Learning Mastery Gradebook in your course, go to **Settings** in the course tool bar. Click on **Feature Options>Learning Mastery Gradebook** and click **Enable**.



22. In the Learning Mastery Gradebook, scroll across to find the ratings for each student for each component of the rubric used in the assignment.






Learning Mastery Gradebook ▾

Course average ▾		3 / 2 	2 / 2 	4 / 2 	2 / 2 	4 / 2 
Students ⋮	3.2.5.48.AA A...	1.0 Written C...	2.0 Written C...	3.0 Written C...	4.0 Written C...	5.0 Written C...
▼		3 / 2 	2 / 2 	4 / 2 	2 / 2 	4 / 2 

23. You can also export the Learning Mastery Gradebook report into an excel file.

All Sections ▾

>

-  Exceeds Mastery
-  Mastery
-  Near Mastery
-  Below Mastery
-  Well Below Mastery

Hide outcomes with no results

 Export report