


TEXAS PRIMARY RUNOFF ELECTIONS 2026

CONGRESSIONAL DISTRICT 9 REPUBLICAN RUNOFF

CONGRESSIONAL DISTRICT 18 DEMOCRATIC RUNOFF



Hobby School of Public Affairs
UNIVERSITY OF HOUSTON





Texas Primary Runoff Elections 2026
Congressional District 9 Republican Runoff
Congressional District 18 Democratic Runoff

May 2026

The Hobby School of Public Affairs at the University of Houston conducted two representative surveys of likely May 2026 Republican primary runoff voters in Texas Congressional District 9 (TX-9) and of likely May 2026 Democratic primary runoff voters in Texas Congressional District 18 (TX-18).

Voters were contacted via SMS text message and directed to an online survey platform with the option to answer the survey in English (TX-9, TX-18) or Spanish (TX-18). The Congressional District 9 survey was fielded between May 5 and May 9, 2026, and the Congressional District 18 survey was fielded between May 5 and May 8, 2026. Representative of voters who are likely to participate in these primary runoff elections, the sample population for the Congressional District 9 survey is 400 (with a margin of error of +/- 4.90%) and the sample population for the Congressional District 18 survey is 800 (with a margin of error of +/- 3.46%).

EXECUTIVE SUMMARY

In the May 2026 TX-9 Republican primary runoff, Alex Mealer (50%) leads Briscoe Cain (41%) by 9 percentage points among likely voters, with 9% undecided about for whom they will vote.

Mealer retains the support of 96% of the likely May voters who cast a ballot for her in March, while Cain retains the support of 91% of likely May voters who cast a ballot for him in March. May likely voters who voted for Steve Stockman in March are split evenly between Cain (46%) and Mealer (44%), while those who voted for Dan Mims in March modestly prefer Mealer (42%) over Cain (30%).

55% of likely May Republican TX-9 runoff voters have a favorable opinion of Mealer, while 29% have an unfavorable opinion and 16% don't know enough about her to have an opinion.

51% of likely May Republican TX-9 runoff voters have a favorable opinion of Cain, while 33% have an unfavorable opinion and 16% don't know enough about him to have an opinion.

In the May 2026 TX-18 Democratic primary runoff, Christian Menefee (50%) leads Al Green (43%) by 7 percentage points among likely voters, with 7% undecided about for whom they will vote.

Green (48%) and Menefee (45%) are effectively tied among Black likely voters, while Menefee holds substantial leads over Green among White (65% to 32%) and Latino (55% to 37%) likely voters.

Menefee leads Green 55% to 39% in Harris County, while Green leads Menefee 55% to 36% in Fort Bend County. Approximately three-fourths of likely TX-18 runoff voters are in Harris County and one-fourth in Fort Bend County.

Menefee retains the support of 92% of the likely May voters who cast a ballot for him in March, while Green retains the support of 82% of likely May voters who cast a ballot for him in March. More than twice as many May likely voters who voted for Amanda Edwards in March prefer Menefee (62%) over Green (29%).

84% of likely May Democratic TX-18 runoff voters have a favorable opinion of Green, while 12% have an unfavorable opinion and 4% don't know enough about him to have an opinion.

82% of likely May Democratic TX-18 runoff voters have a favorable opinion of Menefee, while 5% have an unfavorable opinion and 13% don't know enough about him to have an opinion.

In the portion of Fort Bend County located within TX-18, in the Fort Bend County Democratic primary runoff for county judge, Dexter McCoy (57%) leads Rachelle Carter (20%) by 37 percentage points, with 23% undecided about whom they will vote for.

MAY 2026 TEXAS CONGRESSIONAL DISTRICT 9 REPUBLICAN PRIMARY RUNOFF

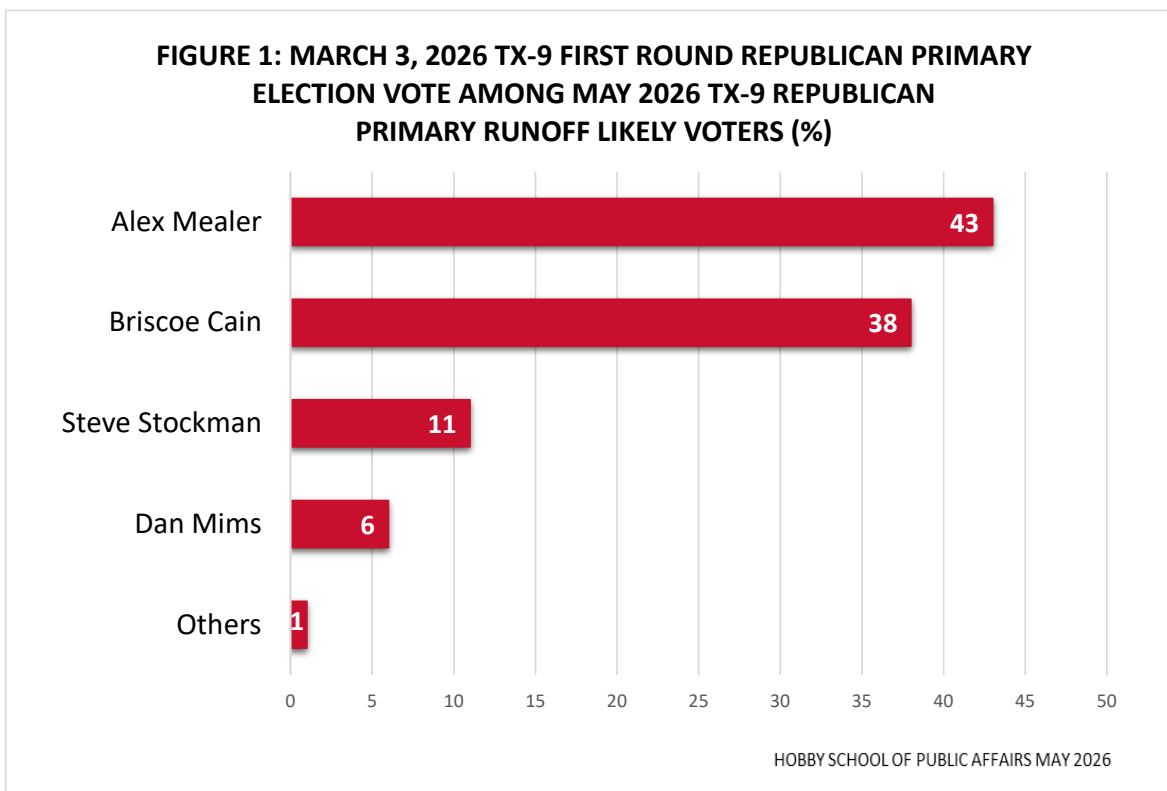
In the March 3, 2026 Republican primary election, Alex Mealer won 35.8% of the vote, followed by Briscoe Cain with 31.2%, Steve Stockman with 16.4%, Dan Mims with 8.2%, and five other candidates who combined to win 8.3% of the vote. Since no candidate won more than 50% of the vote, Mealer and Cain are facing off in a May 26, 2026 primary runoff election.

Congressional District 9 Republican Likely Primary Runoff Voter Population Demographics

White likely voters account for 76% of this population of May 2026 Republican primary runoff likely voters, Latino likely voters for 17%, and others for 7%. Men represent 53% of this population and women 47%. More than two-thirds (69%) of these likely voters are age 55 and older, while 24% are between the ages of 35 and 54, and 7% are between the ages of 18 and 34. A little more than two-fifths (42%) of these likely voters possess a four-year college degree while 58% do not. Republicans account for 82% of this population, Independents for 14% and those identifying as something else for 4%. Almost three-fourths (72%) of these likely voters reside in Harris County and a little more than one-fourth (28%) in Liberty County.

Congressional District 9 May 2026 Likely Voters' March 3 Primary Vote

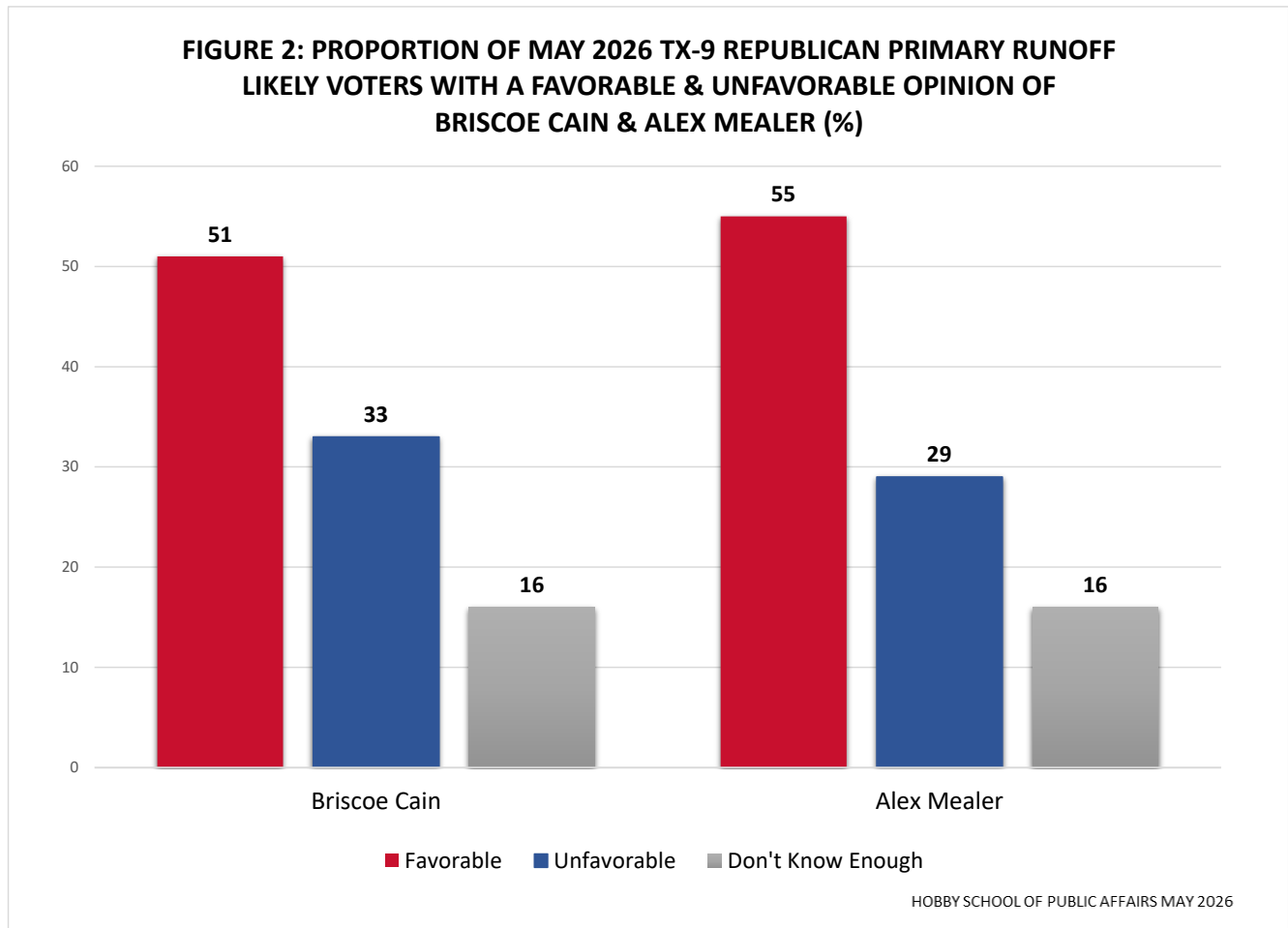
Figure 1 provides the reported March 3 Congressional District 9 Republican primary election vote of likely May 2026 Congressional District 9 runoff voters. Excluded from this figure are the 6% of likely voters who do not remember for whom they voted in March and the 5% of likely voters who did not vote in the March 3 first round, but plan to vote in the May 26 primary runoff election. Among these May likely voters who cast a ballot in March and remember for whom they voted for, 43% report having cast a ballot for Alex Mealer, 38% for Briscoe Cain, 11% for Steve Stockman, 6% for Dan Mims, and 1% for other candidates.



The overall percentages, including those who do not remember how they voted in the March election or who did not vote in it, are Mealer (38%), Cain (34%), Stockman (10%), Mims (6%), five other candidates (1%), likely voters who do not remember who they voted for in the March 3 election (6%) and likely voters who did not vote in the March 3 election (5%).

Congressional District 9 Republican Primary Runoff Candidate Favorable & Unfavorable Evaluations

Figure 2 provides the proportion of likely Congressional District 9 Republican primary runoff voters with a favorable and unfavorable opinion of Briscoe Cain and Alex Mealer, along with the proportion who do not know enough about the candidate to have an opinion of them, one way or another.



A little more than one-half (55%) of likely Republican May 2026 TX-9 primary runoff voters have a favorable opinion of Mealer, while 29% have an unfavorable opinion, with the remaining 16% of likely primary voters not knowing enough about Mealer to have an opinion. A little more one-half (51%) of likely primary voters have a favorable opinion of Cain, while 33% have an unfavorable opinion, with the remaining 16% of likely voters not knowing enough about Cain to have an opinion. The net-favorability score (percentage favorable minus percentage unfavorable) for Mealer is +26% and for Cain is +18%.

Congressional District 9 Republican Primary Runoff Vote Intention

Figure 3 provides the vote intention among likely voters in the May 2026 Texas Congressional District 9 Republican primary runoff election. Mealer is in first place with 50%, nine percentage points ahead of Cain at 41%, with 9% of likely voters unsure of whom they will vote for in the TX-9 runoff election.

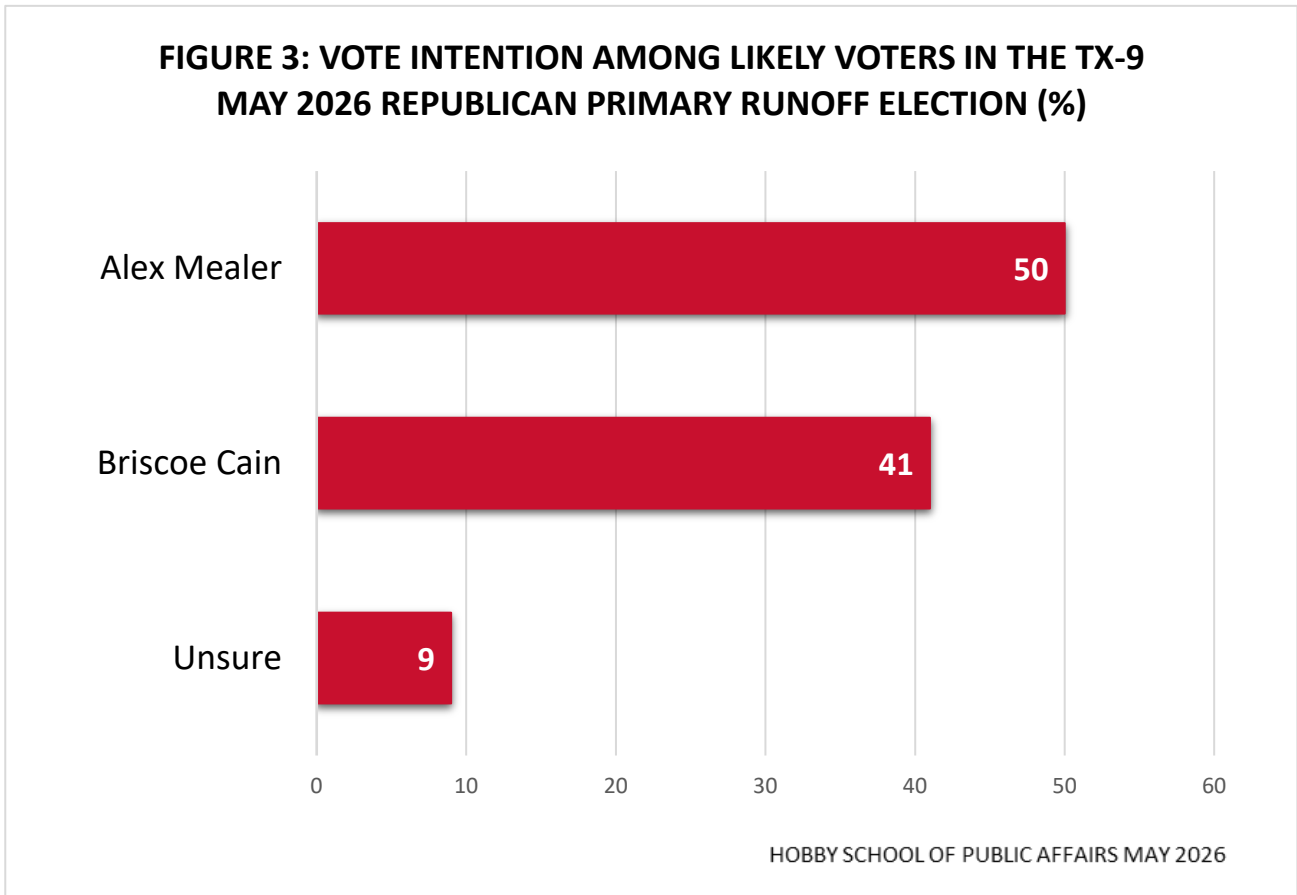


Table 1 provides the vote intention in the 2026 Texas Congressional District 9 Republican primary runoff election, broken down by gender, ethnicity/race, age, education, partisanship, county and March 3 Congressional District 9 vote. Overall, there are not any noteworthy socio-demographic subgroup differences in vote intention for the candidates that are not related to the past March 3 election vote.

TABLE 1. VOTE INTENTION IN THE MAY 2026 TX-9 REPUBLICAN PRIMARY RUNOFF, AMONG KEY GROUPS (%)

SOCIO-DEMOGRAPHIC	SUB-GROUP	MEALER	CAIN	UNSURE
Overall		50	41	9
Gender	Women	52	39	9
	Men	48	43	9
Ethnicity/Race	White	52	40	8
	Latino	46	41	13
Age	18-34	30	70	0
	35-54	48	40	12
	55+	52	39	9
Education	4 Yr. College Degree	51	44	5
	No 4 Yr. College Degree	49	39	12
Partisanship	Republican	49	42	9
	Independent	56	36	8
County	Harris	50	42	8
	Liberty	49	39	12
March 3 TX-9 Vote	Alex Mealer	96	3	1
	Briscoe Cain	6	91	3
	Steve Stockman	44	46	10
	Dan Mims	42	30	28

HOBBY SCHOOL OF PUBLIC AFFAIRS MAY 2026

Among the likely May primary runoff voters who cast a ballot for Alex Mealer in the March 3 first round, 96% intend to vote for her in the May 26 primary runoff election, while 3% intend to vote for Briscoe Cain and 1% are unsure of whom they will vote for. Among the likely May primary runoff voters who cast a ballot for Cain in the March 3 first round, 91% intend to vote for him in the May 26 primary runoff election, while 6% intend to vote for Mealer and 3% are unsure. Among the likely May primary runoff voters who cast a ballot for Steve Stockman in the March 3 first round, 46% intend to vote for Cain in the May 26 primary runoff election, while 44% intend to vote for Mealer and 10% are unsure. Among the likely May primary runoff voters who cast a ballot for Dan Mims in the March 3 first round, 42% intend to vote for Mealer in the May 26 primary runoff election, while 30% intend to vote for Cain and 28% are unsure.

MARCH 2026 TEXAS CONGRESSIONAL DISTRICT 18 DEMOCRATIC PRIMARY RUNOFF

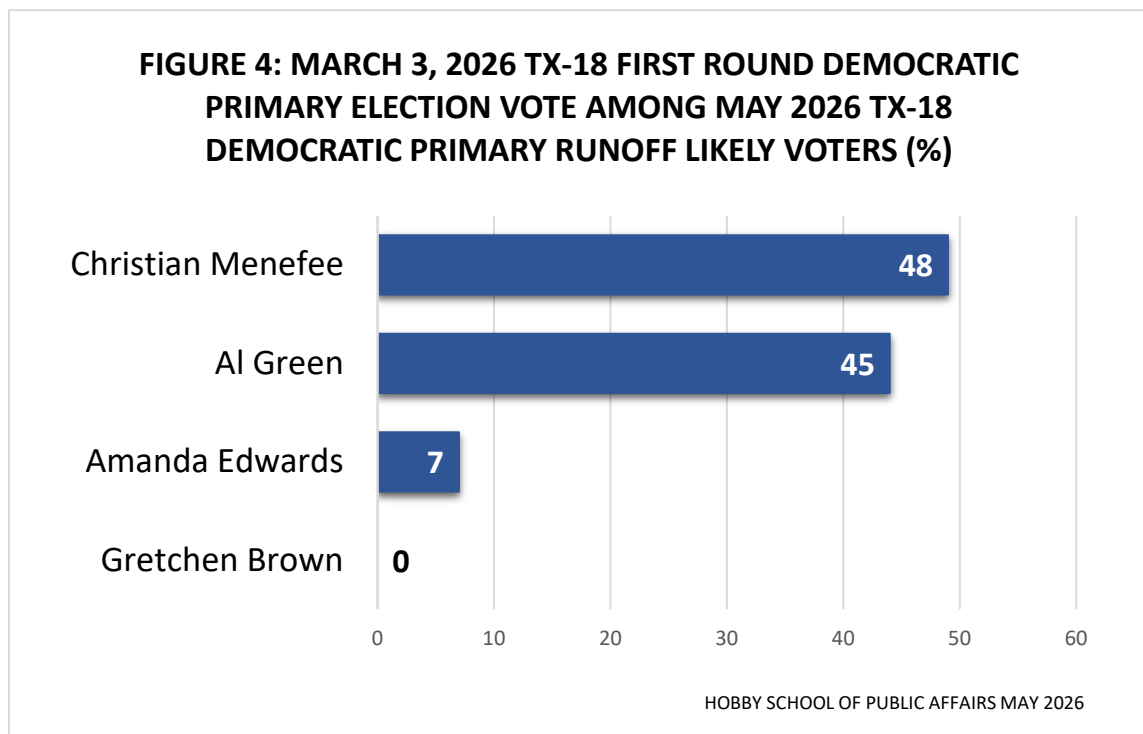
In the March 3, 2026 Democratic primary election, Christian Menefee won 46.0% of the vote, followed by Al Green with 44.2%, Amanda Edwards (who had dropped out of the race prior to the start of early voting, but remained on the ballot) with 7.7%, and Gretchen Brown with 2.1%. Since no candidate won more than 50% of the vote on March 3, Menefee and Green are facing off in a May 26, 2026 primary runoff election.

Congressional District 18 Democratic Likely Primary Runoff Voter Population Demographics

Black likely voters account for 62% of this population of May 2026 Democratic primary runoff likely voters, White likely voters for 24%, Latino likely voters for 10%, and others for 4%. Women represent 59% of this population, men 40% and those who identify as something else 1%. More than two-thirds (69%) of these likely voters are age 55 and older, while 23% are between the ages of 35 and 54, and 8% are between the ages of 18 and 34. A little less than one-half (45%) of these likely voters possess a four-year college degree while 55% do not. Democrats account for 81% of this population and Independents for 14%, with 4% identifying as something else and 1% unsure of their partisanship. Slightly more than three-quarters (76%) of these likely voters reside in Harris County, while 24% reside in Fort Bend County.

Congressional District 18 May 2026 Likely Voters' March 3 Primary Vote

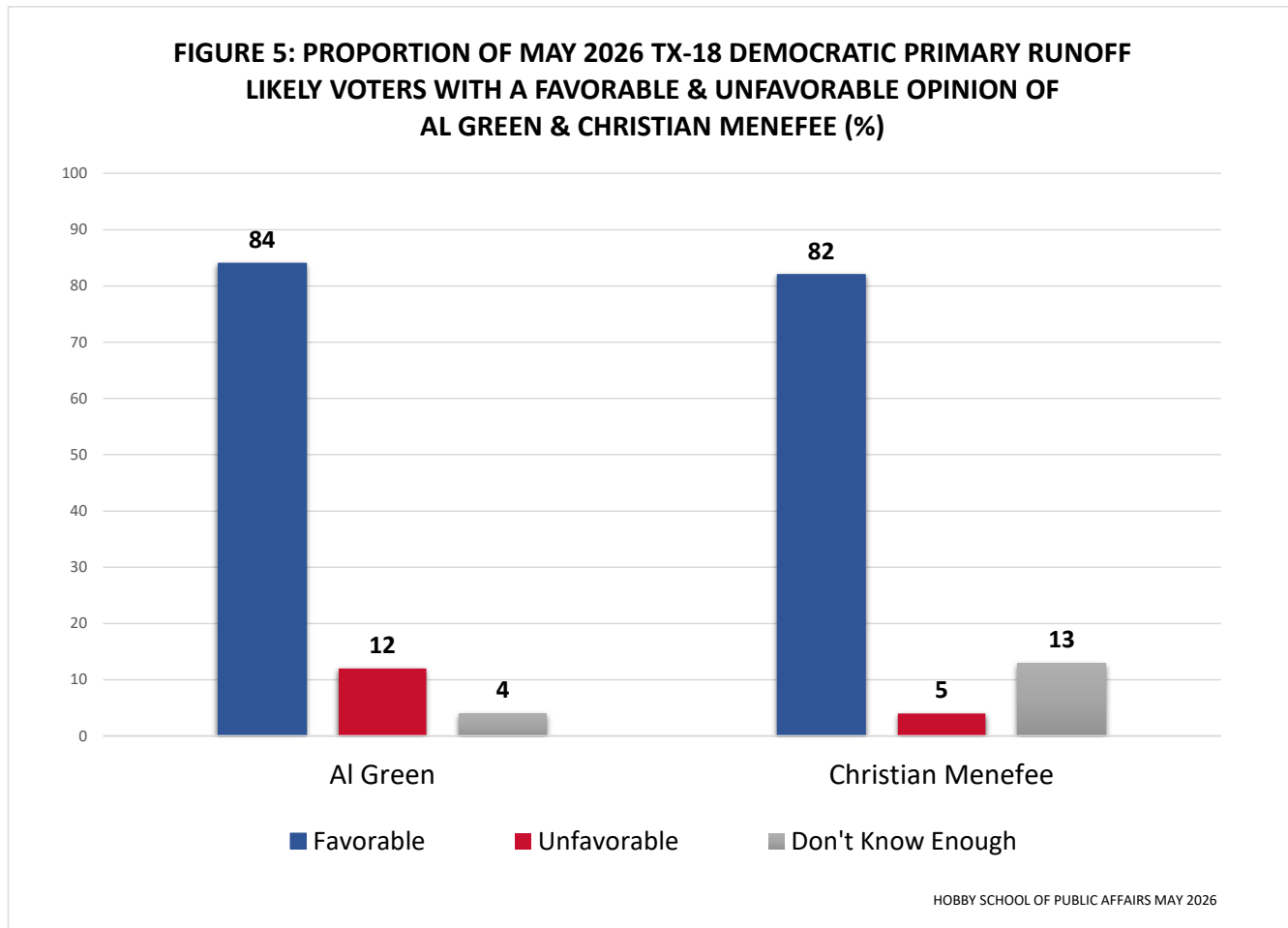
Figure 4 provides the reported March 3 Congressional District 18 Democratic primary election vote of likely May 2026 Congressional District 18 runoff voters. Excluded from this figure are the 3% of likely voters who do not remember for whom they voted in March and the 3% of likely voters who did not vote in the March 3 first round, but plan to vote in the May 26 primary runoff election. Among these May likely voters who cast a ballot in March, 48% report having voted for Christian Menefee, 45% for Al Green, 7% for Amanda Edwards, and 0% (technically 0.2%) for Gretchen Brown



The overall percentages, including those who do not remember how they voted in the March election or who did not vote in it, are Menefee (45%), Green (43%), Edwards (6%), Brown (0%), likely voters who do not remember who they voted for (3%) and likely voters who did not vote in the March 3 election (3%).

Congressional District 18 Democratic Primary Runoff Candidate Favorable & Unfavorable Evaluations

Figure 5 provides the proportion of likely Congressional District 18 Democratic primary runoff voters with a favorable and unfavorable opinion of Al Green and Christian Menefee, along with the proportion who do not know enough about the candidate to have an opinion of them, one way or another.



More than four-fifths (84%) of likely Democratic May 2026 TX-18 primary runoff voters have a favorable opinion of Green, while 12% have an unfavorable opinion, with the remaining 4% of likely primary voters not knowing enough about the congressman to have an opinion. More than four-fifths (82%) of likely Democratic May 2026 TX-18 primary runoff voters also have a favorable opinion of Menefee, while 5% have an unfavorable opinion, with the remaining 13% of likely voters not knowing enough about the congressman to have an opinion. The net-favorability score (percentage favorable minus percentage unfavorable) for Menefee is +77% and for Green is +72%.

Congressional District 18 Democratic Primary Runoff Vote Intention

Figure 6 provides the vote intention among likely voters in the May 2026 Texas Congressional District 18 Democratic primary runoff election. Christian Menefee is in first place with 50%, 7 percentage points ahead of Al Green at 43%, with 7% of likely voters unsure of whom they will vote for in the runoff election.

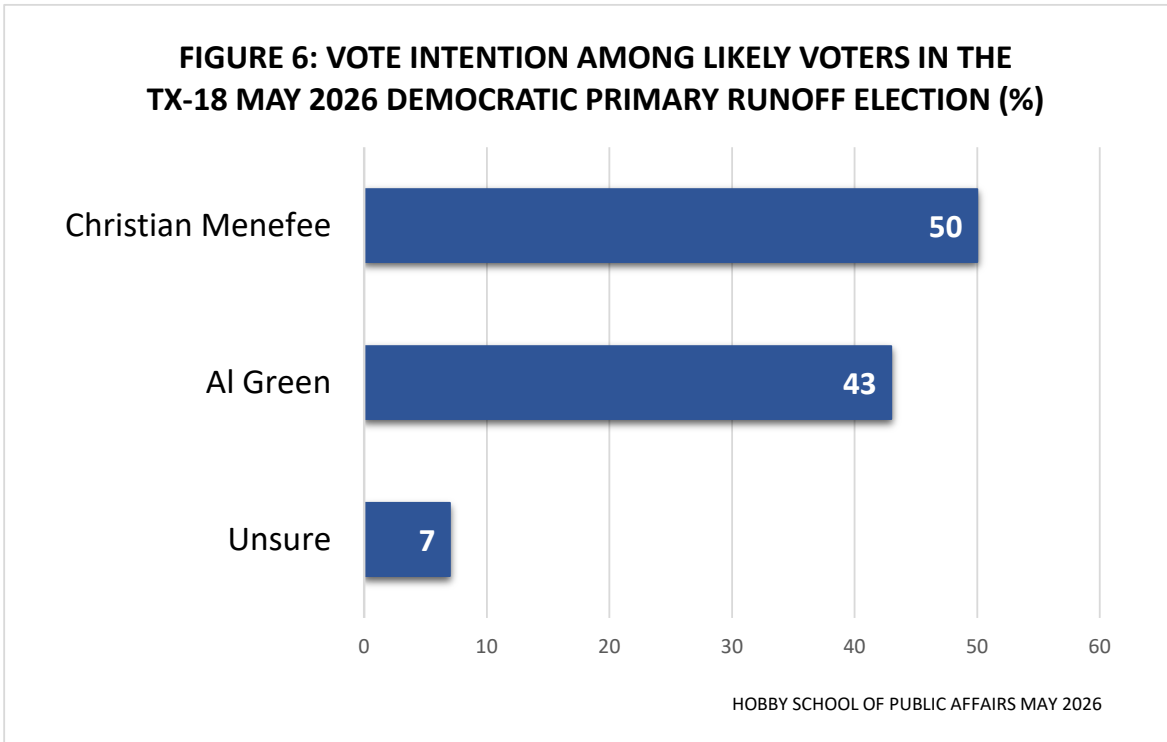


Table 2 provides the vote intention in the 2026 Texas Congressional District 18 Democratic primary runoff election, broken down by gender, ethnicity/race, age, education, partisanship, county, and March 3 TX-18 vote. The most noteworthy socio-demographic differences in vote intention revolve around ethnicity/race, age, and county.

TABLE 2. VOTE INTENTION IN THE TX-18 DEMOCRATIC PRIMARY RUNOFF, AMONG KEY GROUPS (%)

SOCIO-DEMOGRAPHIC	SUB-GROUP	MENEFEE	GREEN	UNSURE
Overall		50	43	7
Gender	Women	50	43	7
	Men	53	42	5
Ethnicity/Race	Black	45	48	7
	White	65	32	3
	Latino	55	37	8
Age	18 to 34	61	24	15
	35 to 54	62	33	5
	55+	46	48	6
Education	4 Yr. College Degree	53	43	4
	No 4 Yr. College Degree	49	43	8
Partisanship	Democrat	51	44	5
	Independent	59	31	10
County	Harris	55	39	6
	Fort Bend	36	55	9
March 3 TX-18 Vote	Christian Menefee	92	5	3
	Al Green	12	82	6
	Amanda Edwards	62	29	9

HOBBY SCHOOL OF PUBLIC AFFAIRS MAY 2026

While Green (48%) and Menefee (45%) are effectively tied among Black likely voters, Menefee holds a substantial lead over Green among both White (65% to 32%) and Latino (55% to 37%) likely voters. Green (48%) and Menefee (46%) are also effectively tied among the more than two-thirds of voters who are age 55 and older, but Menefee enjoys a large lead over Green among likely voters ages 35 to 54 (62% to 33%) and ages 18 to 34 (61% to 24%). Finally, Menefee leads Green by 16 percentage points (55% to 39%) among likely voters in Harris County, while Green leads Menefee by 19 percentage points (55% to 36%) among likely voters in Fort Bend County.

Among the likely May primary runoff voters who cast a ballot for Menefee in the March 3 first round, 92% intend to vote for him in the May 26 primary runoff election, while 5% intend to vote for Green and 3% are unsure of for whom they will vote. Among the likely May primary runoff voters who cast a ballot for Green in the March 3 first round, 82% intend to vote for him in the May 26 primary runoff election, while 12% intend to vote for Menefee and 6% are unsure how they will vote. Among the likely May primary runoff voters who cast a ballot for Amanda Edwards in the March 3 first round, 62% intend to vote for Menefee in the May 26 primary runoff election, while 29% intend to vote for Green and 9% are unsure.

MAY 2026 FORT BEND COUNTY DEMOCRATIC PRIMARY RUNOFFS WITHIN TX-18 BOUNDARIES

In the March 3 Democratic primary in Fort Bend County, a little more than one-fourth of the votes cast were by voters in Congressional District 18. In the May 2026 Democratic primary runoff election, voters in Congressional District 18 are likely to account for around one-third of all votes cast countywide in Fort Bend County. It is very important to note that the data we present here is **NOT** representative of the likely May 2026 Democratic primary voters in Fort Bend County, but, rather, is only representative of the approximately one-in-three likely May 2026 Fort Bend County Democratic primary runoff voters who live within the boundaries of Congressional District 18. The sample size for this Fort Bend County population is 195, with a margin of error of +/- 7.02%.

In May 2026, there are three primary runoff elections for county-wide offices in Fort Bend County. For the Democratic nomination for the position of county judge, Dexter McCoy is competing against Rachelle Carter. For the Democratic nomination for the position of county clerk, Sonya Jones is competing against Maria Jackson. For the Democratic nomination for the position of treasurer, Jeffrey Boney is competing against Sara Khan.

Figure 7 provides the vote intention in the race for the Democratic nomination for county judge of Fort Bend County among those likely May 2026 primary runoff election who live in Congressional District 18. Dexter McCoy (57%) holds a substantial 37 percentage point lead over Rachelle Carter (20%), with 23% of these likely voters still unsure about whom they will vote for to be the Democratic Party's nominee for county judge in Fort Bend County.

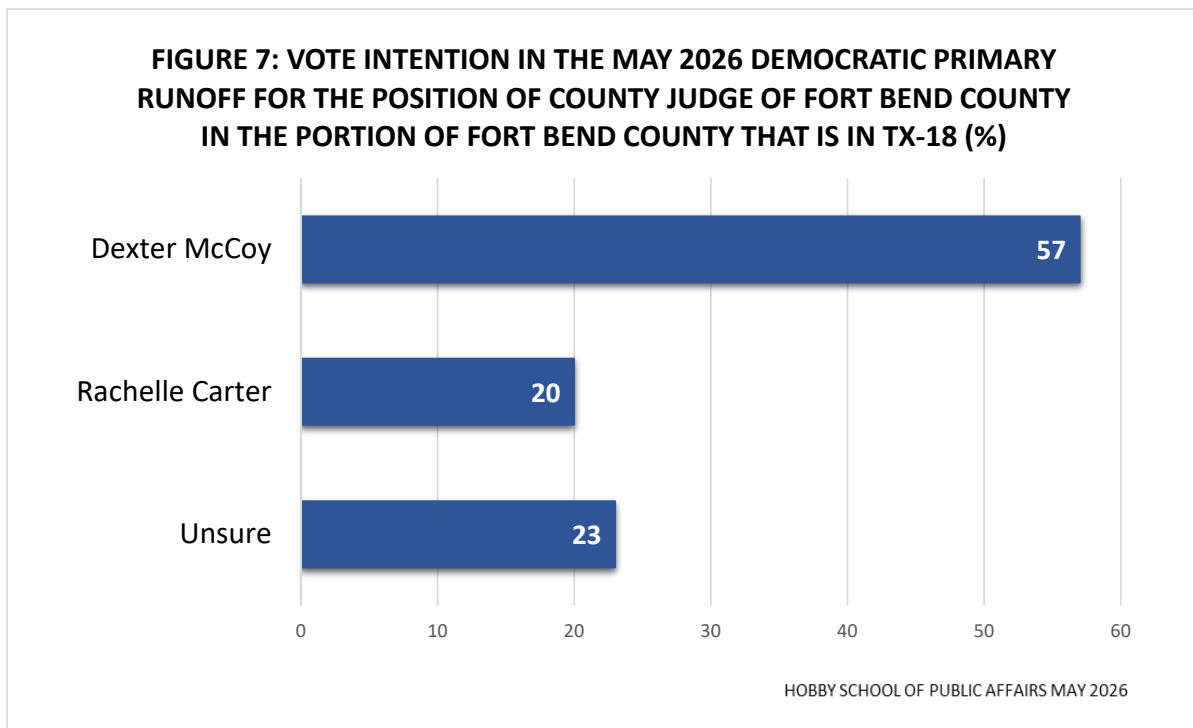


Figure 8 provides the vote intention in the race for the Democratic nomination for county clerk of Fort Bend County among those likely May 2026 primary runoff election voters who live in Congressional District 18. Sonya Jones (24%) and Maria Jackson (23%) are deadlocked, each with approximately one-fourth of the intended vote of these likely voters, with a little more than one-half (53%) of these likely voters still unsure about for whom they will vote to be the Democratic nominee for county clerk.

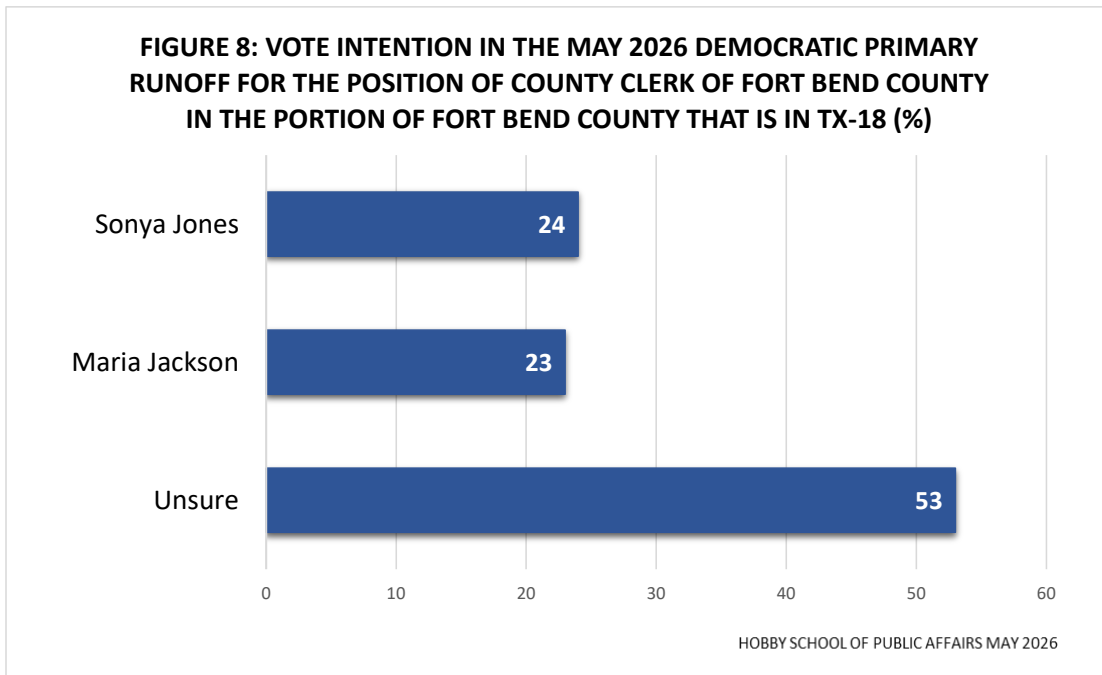
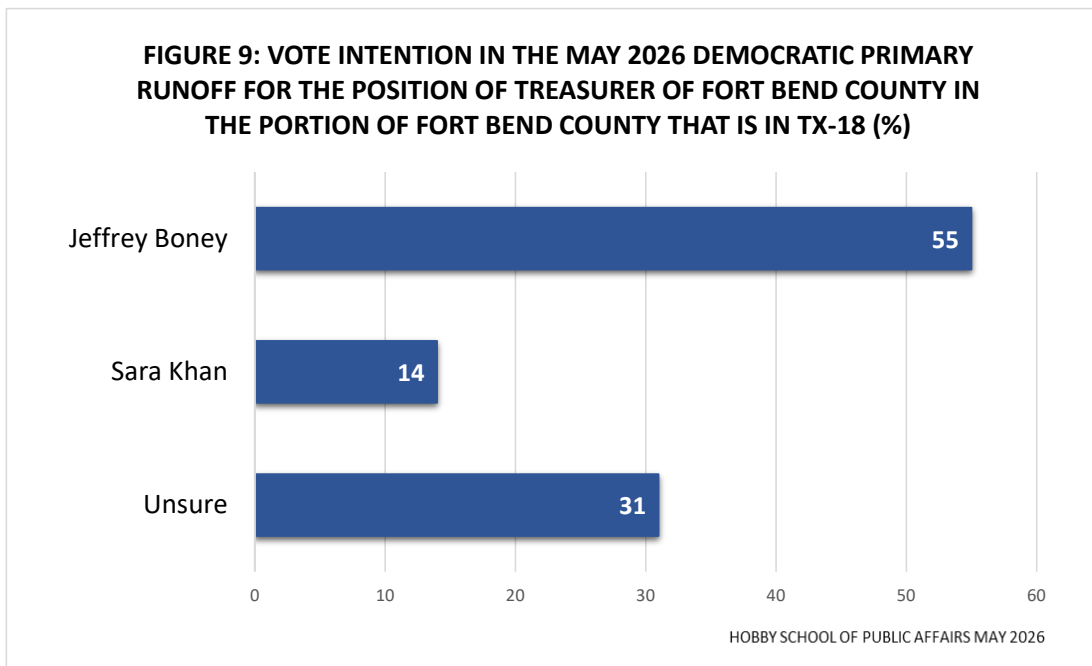


Figure 9 provides the vote intention in the race for the Democratic nomination for treasurer of Fort Bend County among those likely May 2026 primary runoff election voters who live in Congressional District 18. Jeffrey Boney (55%) holds a substantial 41 percentage point lead over Sara Khan (14%), with 31% of these likely voters still unsure about whom they will vote for to be the Democratic Party’s nominee for treasurer in Fort Bend County.



PRIMARY INVESTIGATORS & REPORT AUTHORS

Renée Cross, Senior Executive Director; Researcher, Hobby School of Public Affairs

Mark P. Jones, James A. Baker III Institute for Public Policy's Fellow in Political Science, Rice University;
Senior Research Fellow, Hobby School of Public Affairs

RESEARCH TEAM

Maria Perez Arguelles, Research Assistant Professor, Hobby School of Public Affairs

Savannah Sipole, Research Associate, Hobby School of Public Affairs

COMMUNICATIONS TEAM

Diana Benitez, Program Director, Web & Graphic Design, Hobby School of Public Affairs

Falon Boehm, Multimedia Specialist, Hobby School of Public Affairs

Victoria Cordova, Executive Director of Communications, Hobby School of Public Affairs

Jeannie Kever, Communications Consultant

Celeste Zamora, Communications Manager, Hobby School of Public Affairs

RECOMMENDED CITATION

University of Houston Hobby School of Public Affairs, May 2026, "Texas Primary Runoff Elections 2026: Congressional District 9 Republican Runoff & Congressional District 18 Democratic Runoff"