

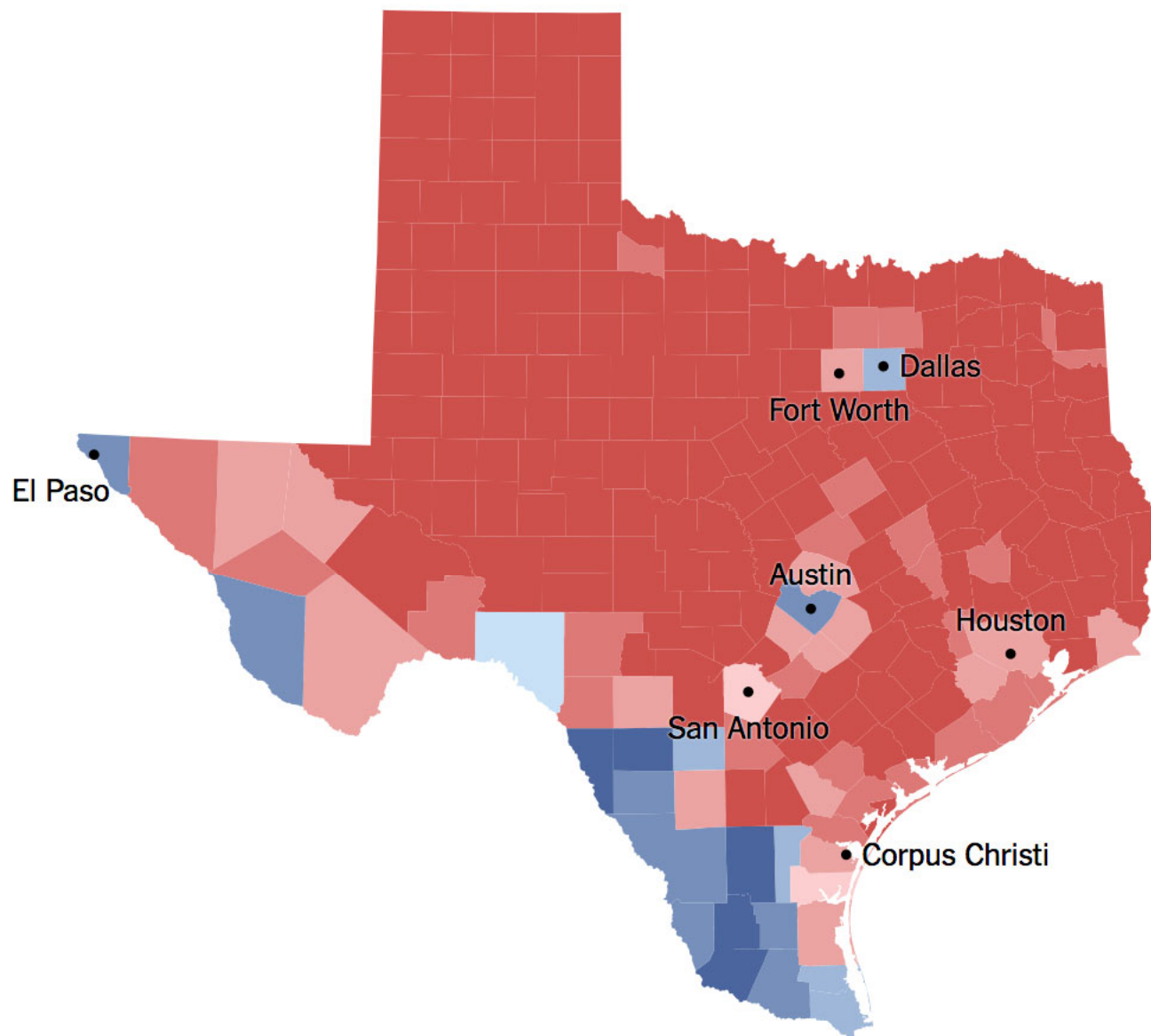
Betomania Has Bitten the Dust,
But Texas Democrats
Still Have a Reason to Give a Smile

Mark P. Jones

Baker Institute Fellow in Political Science

Joseph D. Jamail Chair in Latin American Studies

Rice University

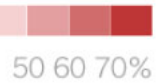


VOTE SHARE

Dem.

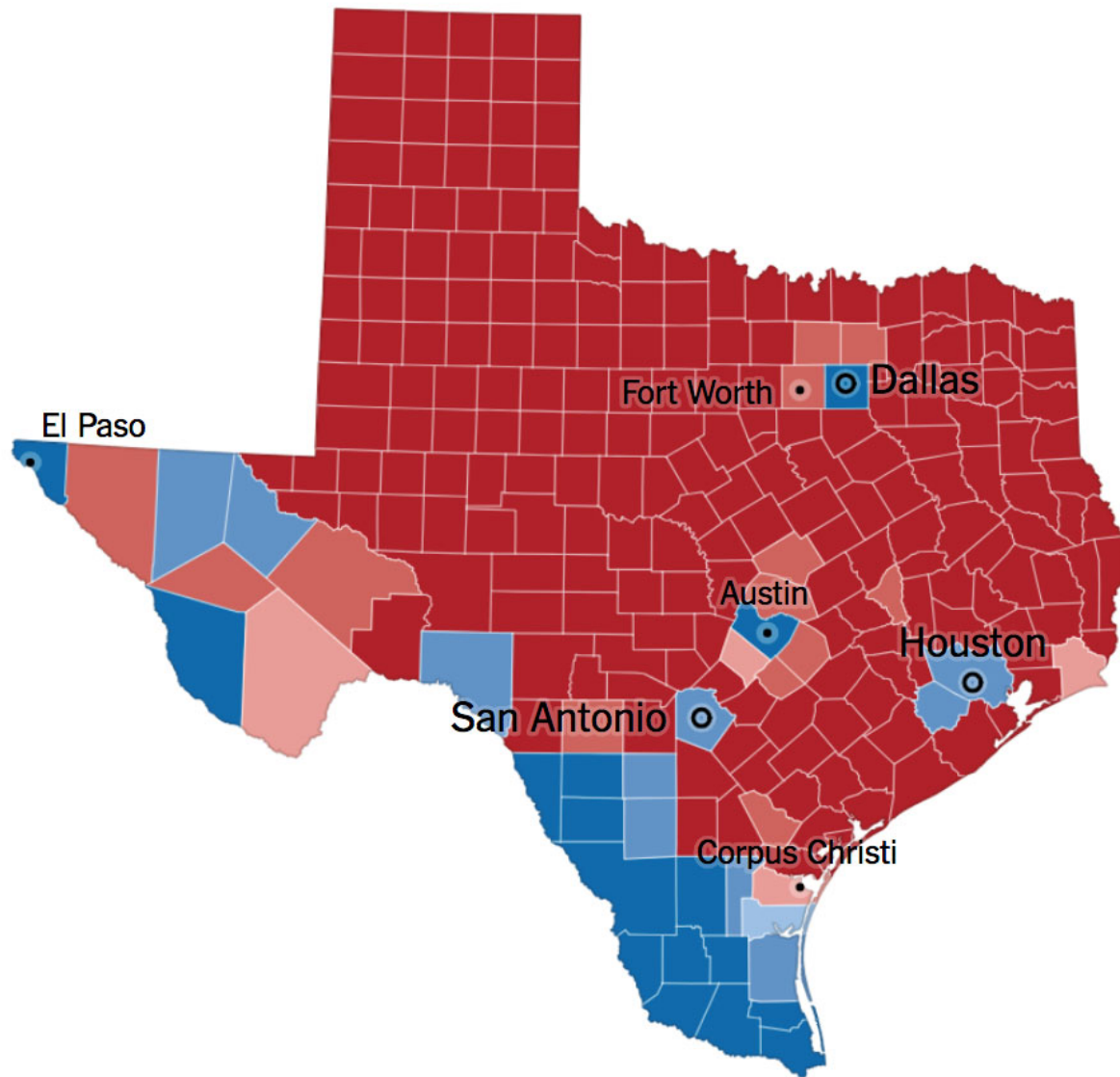


Rep.



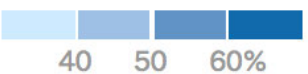
Other





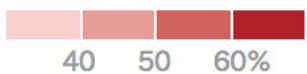
VOTE SHARE

Dem.



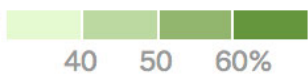
40 50 60%

Rep.

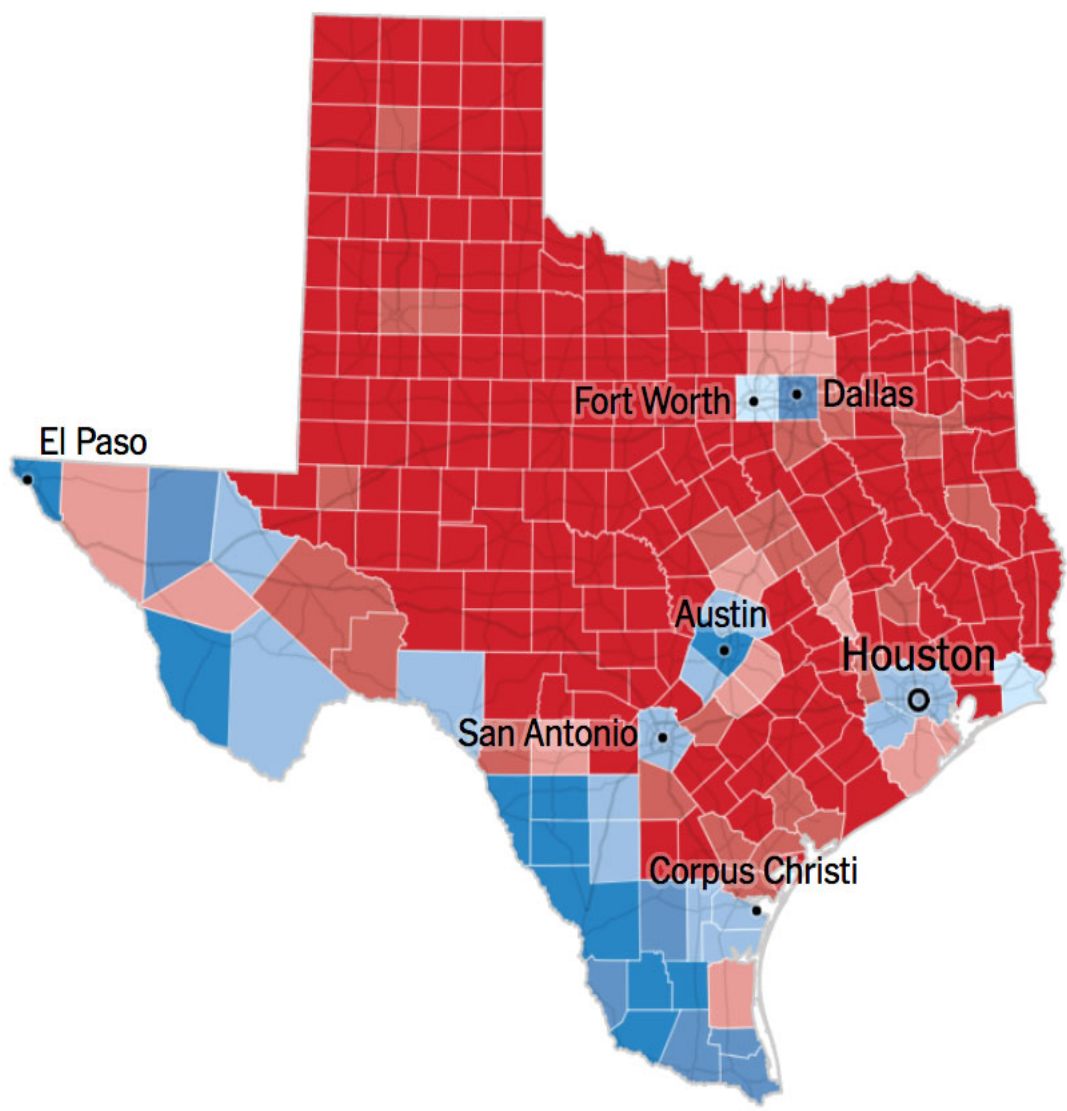


40 50 60%

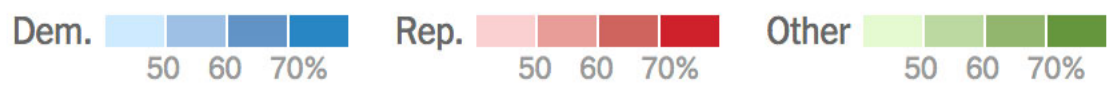
Other



40 50 60%



VOTE SHARE



Shift in US House & TX Leg Seats & Appeals Judges & Harris County Comm Court

Office	Seats 2018	Seats 2019	Net Dem Gain
US House	25 R vs. 11 D	23 R vs. 13 D	+2
TX Senate	21 R vs. 10 D	19 R vs. 12 D	+2
TX House	95 R vs. 55 D	83 R vs. 67 D	+12
Appeals Court Judges	66 R vs. 14 D	41 R vs. 39 D	+25
Harris County Comm Court	4 R vs. 1 D	3 D vs. 2 R	+2

Could Have Been Worse for TX GOP

- Trump + Beto + Straight Ticket Voting
 - Record Midterm Turnout
 - Greater Use of STV
 - Higher Democratic STV
- The 5 Percenters
 - Statewide
 - US House
 - TX Legislature

The Statewide Races:

Office	GOP	Percent	Dem	Percent	Margin '18/'14
Governor	Greg Abbott	56	Lupe Valdez	43	13/20
Land Comm.	George P. Bush	54	Miguel Suazo	43	11/25
Comptroller	Glenn Hegar	53	Joi Chevalier	43	10/20
RRC	Christi Craddick	53	Roman McAllen	44	9/21*
Ag. Comm	Sid Miller	51	Kim Olson	46	5/22
Lt. Governor	Dan Patrick	51	Mike Collier	47	4/19
Atty General	Ken Paxton	51	Justin Nelson	47	4/21
US Senate	Ted Cruz	51	Beto O'Rourke	48	3/27*

Trump 2016: 9% Margin of Victory. Statewide GOP Judicial: 15% Margin of Victory

The US House 5 Percenters & Friends

District	Republican	Democrat	2018/2016 Margins
CD-23	Will Hurd	Gina Ortiz Jones**	1/1
CD-21	Chip Roy*	Joseph Kopser	3/21*
CD-31	John Carter	MJ Hegar	3/22
CD-24	Kenny Marchant	Jan McDowell	3/17
CD-10	Michael McCaul	Mike Siegel	4/19
CD-22	Pete Olson	Sri Kulkarni	5/19
CD-2	Dan Crenshaw*	Todd Litton	7/25*
CD-6	Ron Wright*	Jana Lynne Sanchez	8/19*
CD-25	Roger Williams	Julie Oliver	9/21

The 5 Percenters in the TX House & Friends

District (County)	Republican	Democrat	Margin of Victory
HD 138 (Harris)	Dwayne Bohac	Adam Milasincic	0.1%
HD 108 (Dallas)	Morgan Meyer	Joanna Cattanach	0.3%
HD 66 (Collin)	Matt Shaheen	Sharon Hirsch	0.6%
HD 112 (Dallas)	Angie Chen Button	Brandy Chambers	2.1%
HD 67 (Collin)	Jeff Leach	Sarah Depew	2.3%
HD 92 (Tarrant)	Jonathan Stickland	Steve Riddell	2.4%
HD 96 (Tarrant)	Bill Zedler	Ryan Ray	3.6%
HD 26 (Fort Bend)	Rick Miller	Sarah Demerchant	4.8%
HD 134 (Harris)	Sarah Davis	Allison Sawyer	6.3%
HD 54 (Bell/Lampasas)	Brad Buckley	Kathy Richerson	7.6%

Texas GOP Will Strike Back

District	Democrat	Republican	Margin of Victory
HD 132 (Harris)	Gina Calanni	Mike Schofield	0.2%
HD 65 (Denton)	Michelle Beckley	Ron Simmons	2.3%
HD 45 (Hays/Blanco)	Erin Zweiner	Ken Strange	3.2%
HD 135 (Harris)	Jon Rosenthal	Gary Elkins	3.2%
HD 52 (Williamson)	James Talarico	Cynthia Flores	3.5%
HD 47 (Travis)	Vicki Goodwin	Paul Workman	4.8%
HD 102 (Dallas)	Ana Maria Ramos	Linda Koop	5.8%
HD 113 (Dallas)	Rhetta Bowers	Jonathan Boos	7.0%

Plus CD-7 in Harris County: Lizzie Fletcher by 5.1% over John Culberson

Plus CD-32 in Dallas County: Colin Allred by 6.5% over Pete Sessions

2020 Election

- Positives for Democrats
 - Donald Trump Still President & At Top of Ticket
 - Superior Candidate Recruitment
 - Enthusiasm/Mobilization
- Negatives For Democrats
 - A Liberal Democrat Not Named Beto at Top of Ticket
 - If Beto Runs for President, Progressive Image Will Become Tarnished (Bill Sanders etc., and Unlikely Repeat of 2018 Media Love Affair)
 - Republicans Will Not Be Caught Off Guard Again
 - Candidates & Campaigns
 - GOP Will be Pulled Back Toward the Center During 2019 Leg. Session
 - No Repeat of 2017/Patrick Weakened
 - End of Straight Ticket Voting*

TX GOP Strategy

- Return to Actually Paying Attention to Interests of General Election Voters
- Survive 2020 With Majority in Texas House
 - And Even If ...
 - LRB (LG, AG, COMP, LAND, Speaker)
- Hope Trump Loses and Fades Away
- 100% Control Over Redistricting in 2021
- More Conservative 5th Circuit & SCOTUS

Worrying Trend for TX GOP #1

Age Cohort (~share)	Beto/Lupe	Cruz/Abbott
18-24 (8%)	68/61	32/39
25-29 (7%)	73/68	26/31
30-39 (15%)	51/44	48/53
40-49 (17%)	46/41	52/58
50-64 (26%)	42/36	57/60
65- (27%)	42/37	58/62

Worrying Trend for TX GOP #2

Ethnicity/Race (~share)	Beto(48%)/Lupe(43%)	Cruz(51%)/Abbott(56%)
Anglos (56%)	34/29	66/69
Latinos (26%)	64/53	35/42
African Americans (12%)	89/82	11/15
Others (6%)		

Two Future Routes for The Texas Republican Party:
Pink State/Purple State/Blue State

