



FRONTIER FIESTA STEP BY STEP GUIDE

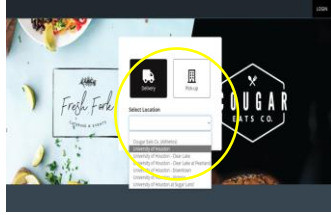


HOW TO ORDER ALCOHOL FOR YOUR TENT

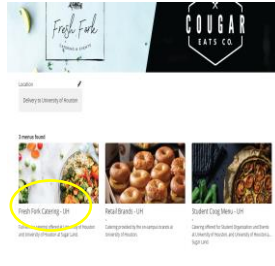
QR Code will take you to the ordering site (Spoonfed)



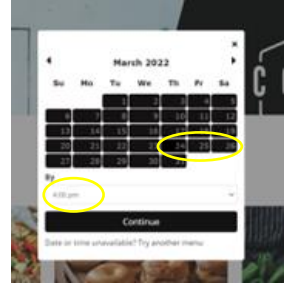
Choose delivery
University of Houston
Click Continue




Choose
Fresh Fork Catering - UH



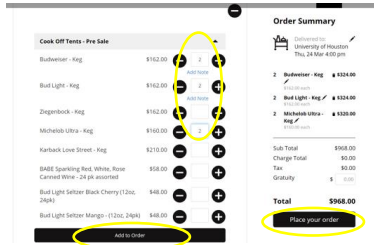
Pick the Date and Time, Click Continue



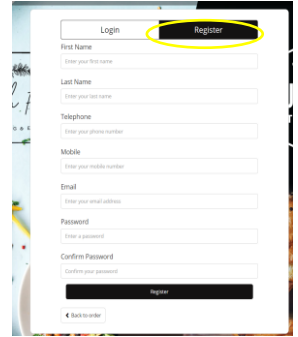
Click Frontier Fiesta



Build Cart, Click Add to Order, Click Place Order



This will bring you to the login in screen, choose register, fill out information for the main contact of your group, and register.



Delivery Details

Order details

Number of Guests

Dietary Restrictions or Special Requests

Event details

Event Name

Food Setup Time

Guest Arrival Time

Food Pick Up Time

Event Name should include TEAM NAME

Contact details

Building

Floor / Room

Delivery Contact

Delivery Telephone

Delivery Mobile

Delivery Instructions

Building should be tent number

Include names of people authorized to make additions to orders

Choose stored card, click add card on file
Fill out credit card information

Payment method

On Account

Stored Card

[ADD CARD ON FILE](#)