


Updating Your PointSolutions Account

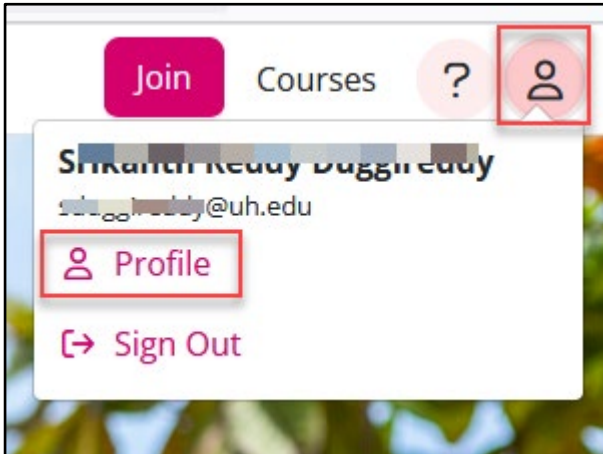
Read First

- If you have never used PointSolutions student response system in UH, you need to view [this tutorial](#).
 - If you already created a PointSolutions (TurningPoint) account and registered your PointSolutions Subscription before, you need to use the following steps to make sure your PointSolutions account has a valid subscription although your PointSolutions account will be copied from the previous semester automatically.
-

- 1 Log into Canvas.
- 2 Select the course you will be using.
- 3 Locate and click the **PointSolutions Account Registration** link.



- 4 In your PointSolutions account dashboard, click the person head on the upper right-hand corner. Then, select **Profile**.



- 5 In your PointSolutions profile dashboard, you need to check if the **Subscription** expires, and **Learning Management System** is **Canvas**.

Note: The **Response Device** is not required unless you will use a Clicker.

Srikanth Reddy Duggireddy

y@uh.edu

Participant

Edit Details


Subscription

Response Device

Learning Management System


Subscriptions

A subscription allows you to use a response device to respond and receive credit for participation.




Active Subscription
Type: Participant
Expiration: 8/8/23

Response Devices




Type: Mobile
ID: 112C0184




Add or Purchase a Clicker


Learning Management Systems

A Learning Management System (LMS) connection allows your instructor to send your grades to your LMS.



Canvas

Status:  Connected
Name: y@uh.edu
User Id: 4186



Copyright © 2023 by Faculty and Departmental Instructional Support
204, CBB, University of Houston, TX 77004 (8 3 2) 8 4 2 2 1 4 7