

Mounting Guidelines (wall)
'LEVEL 1' RECOGNITION PLAQUE located above standard Type B plaque. Sign to mount with VHB foam tape and silicone

INTERIOR SIGN PROGRAM TYPICAL ROOM PLAQUE (TYPE B SHEET 02)

Side View

Fabrication Notes

- A** 1/8" thick stainless steel plaque. Light non-directional finish
- B** Copy etched and infilled white
- C** 1/4" acrylic spacer plate, edges painted metallic grey [MP18145 Lead Gray Metallic] Face plate epoxy to spacer plate.
- D** 1/16" undersize back spacer plate, painted metallic grey [MP18145 Lead Gray Metallic]
- E** Fonts - Helvetica Neue Regular, Light, Light Italic

Paint Colors

- P1** Paint Logo Gray to match **Matthews MP03340 Grey Fog, satin**
- P2** Paint Dark Gray to match **Matthews MP10124 Gloomy Grey, satin**
- P3** Paint Red to match **Matthews MP12602 Scarlata, satin**
- P4** Paint Black to match **Matthews MP33764 Black Indigo, satin**
- P5** Paint White to match **Matthews MP32071 White Wonder, satin**

Material/Finishes

- M1** Material Painted Acrylic
- M2** Material Aluminum
- M3** Material Vinyl
- M4** Material Thermoform Acrylic
- M5** Material Stainless Steel - light non-directional finish

Sign Type
R1
Recognition
Plaque

Sheet
No.

18

3" John and Mary Donor Science Center

SINGLE LINE ARRANGEMENT

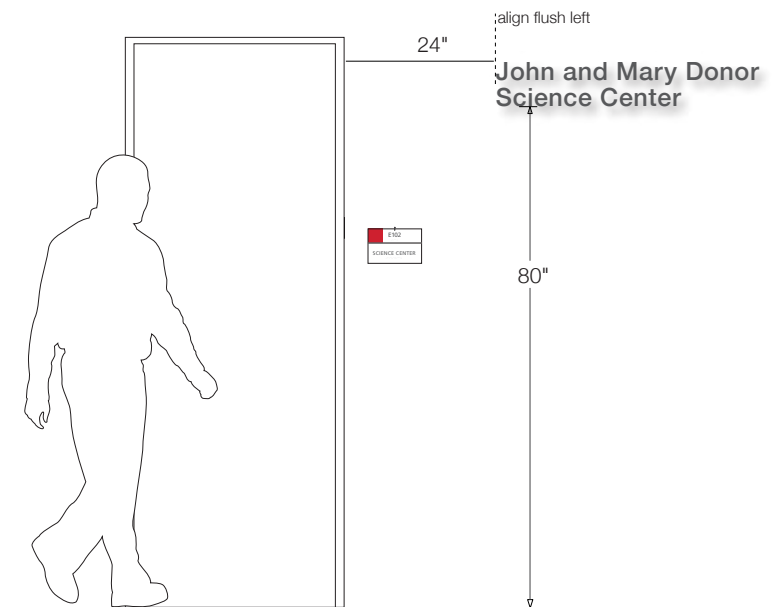
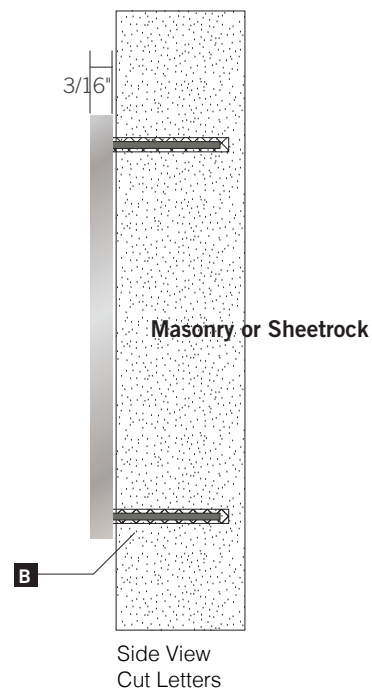
Type R2 - Donor Recognition Cut Letters

M2 A John and Mary Donor Science Center

MULTIPLE LINE ARRANGEMENT

'LEVEL 2' DONOR RECOGNITION CUT LETTERS

Note: 3" letter height is standard. Size may be increased for architectural and visibility considerations, such as location in large, multi-height spaces. Copy to be upper and lowercase.



Mounting Guidelines (Wall)

LEVEL 2 RECOGNITION CUT LETTERS

Sign to pin mount with silicone

Fabrication Notes

- A Cut aluminum letters painted [MP18145 Lead Gray Metallic] or a Gray Metallic for contrast
- B Pin mount and silicone to vertical surface - flush to surface
- C Font - Helvetica Neue Regular

Paint Colors

- P1 Paint Logo Gray to match
Matthews MP03340 Grey Fog, satin
- P2 Paint Dark Gray to match
Matthews MP10124 Gloomy Grey, satin
- P3 Paint Red to match
Matthews MP12602 Scarlata, satin
- P4 Paint Black to match
Matthews MP33764 Black Indigo, satin
- P5 Paint White to match
Matthews MP32071 White Wonder, satin

Material/Finishes

- M1 Material Painted Acrylic
- M2 Material Aluminum
- M3 Material Vinyl
- M4 Material Thermoform Acrylic

ISSUE	DATE
REFERENCE SET	05.02.2022

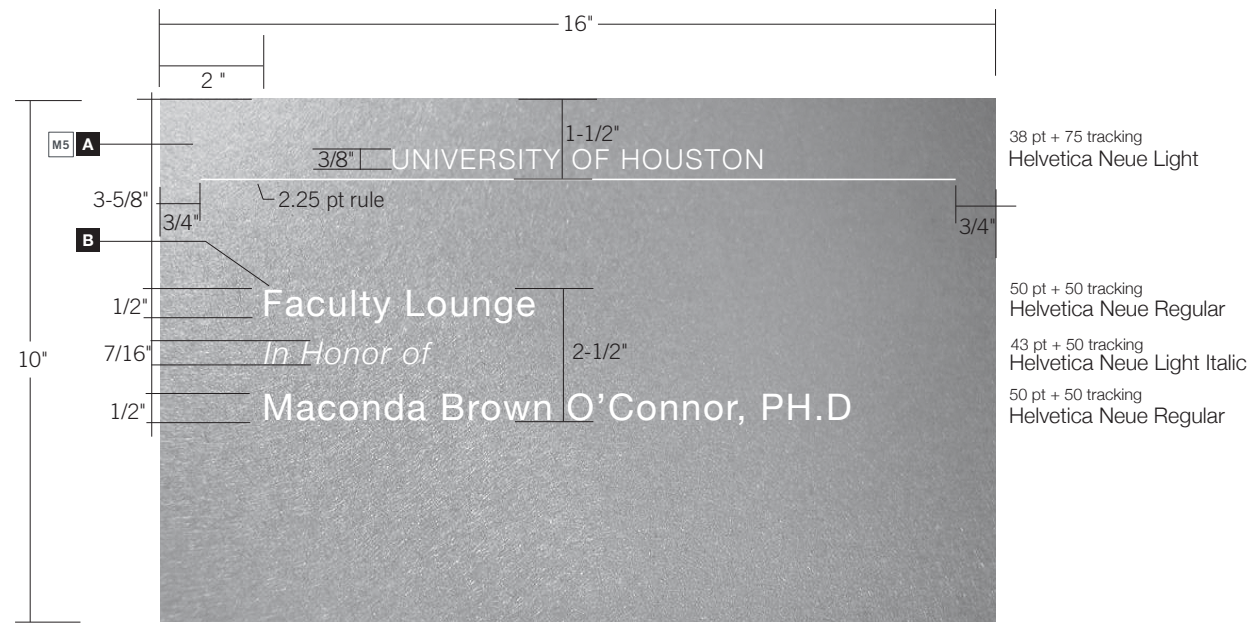
University of Houston
Interior Sign Program



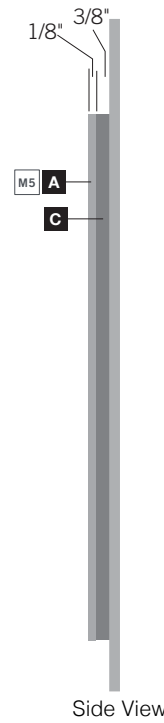
Sign Type
R2
Recognition
Cut Letters

Sheet
No.

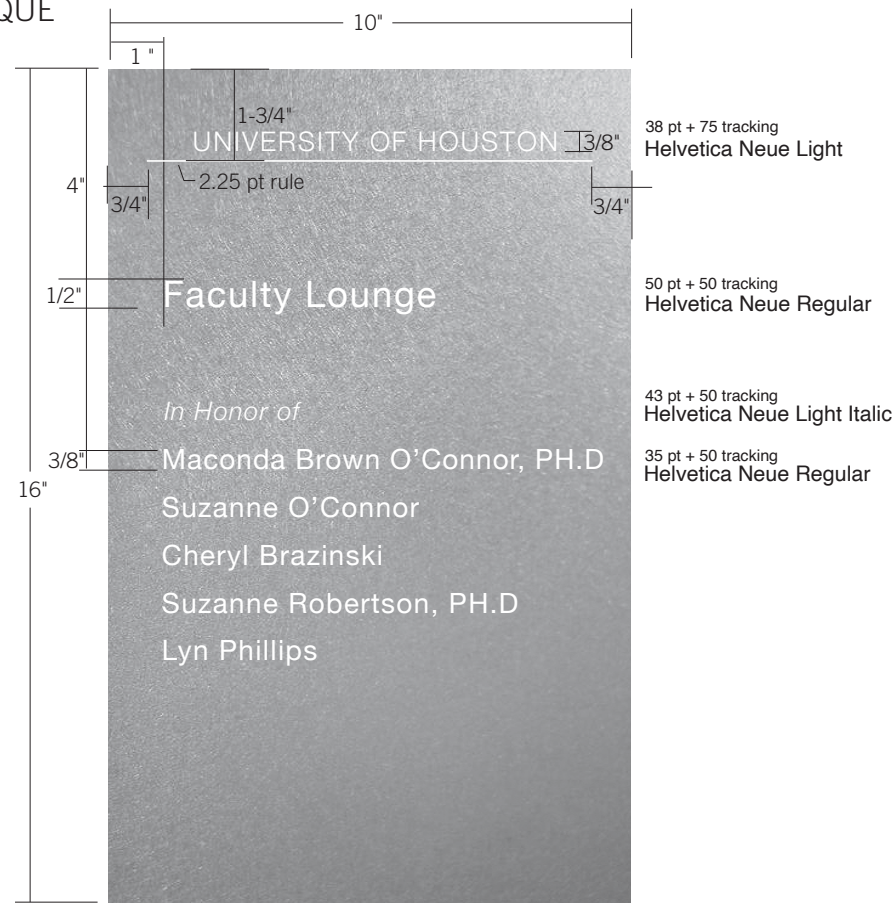
19



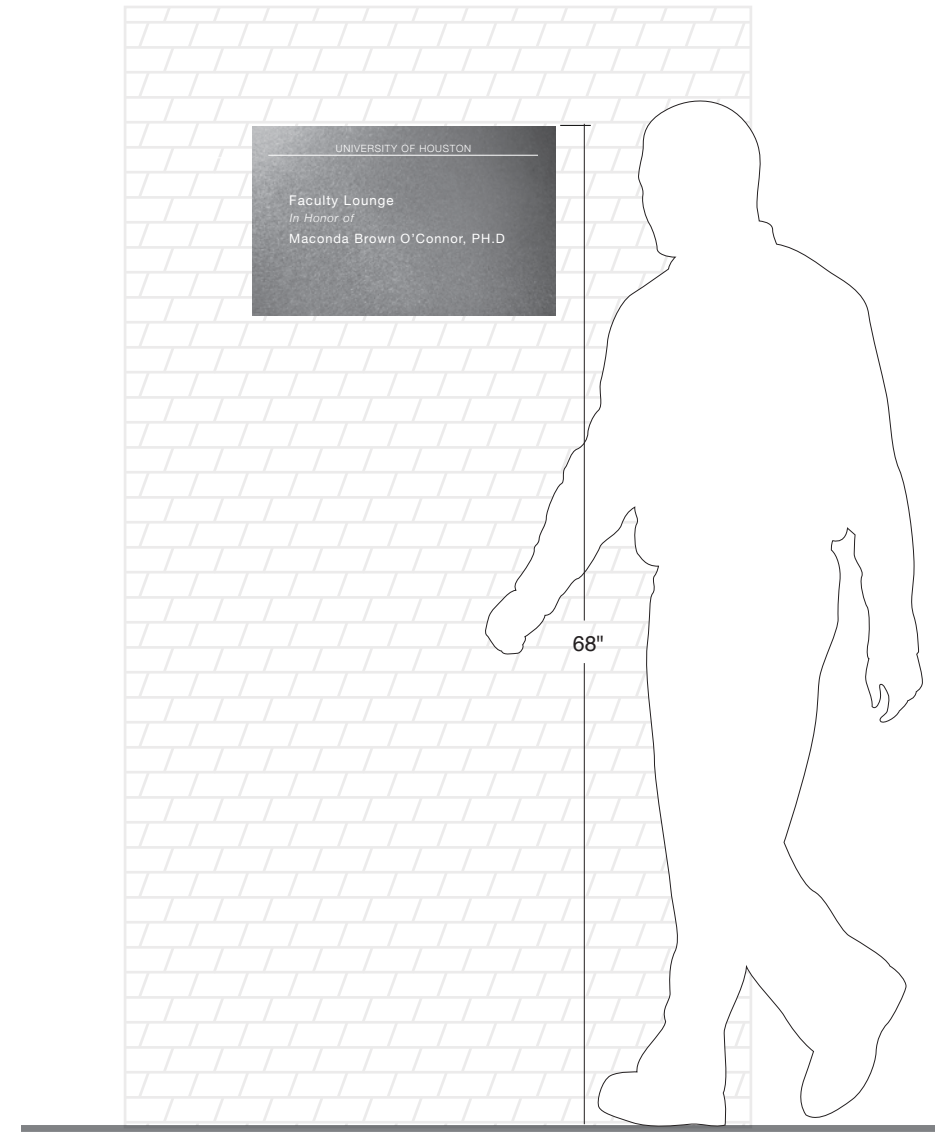
Type R3 - Stainless Steel, Single Name, Landscape (preferred orientation)



TRIBUTE PLAQUE



Type R3 - Stainless Steel, Multiple Names, Portrait



Mounting Guidelines (wall)
Sign to pin mount with VHB foam tape and silicone

Fabrication Notes

- A** Stainless steel face plate, 1/8" thick, light non-directional finish.
- B** Copy etched and infilled white
- C** 3/8" acrylic spacer plate, edges painted metallic grey [MP18145 Lead Gray Metallic]
Face plate pin mount and epoxy to spacer plate
- D** Fonts - Helvetica Neue Light, Regular, Light Italic

Paint Colors

- P1** Paint Logo Gray to match
Matthews MP03340 Grey Fog, satin
- P2** Paint Dark Gray to match
Matthews MP10124 Gloomy Grey, satin
- P3** Paint Red to match
Matthews MP12602 Scarlata, satin
- P4** Paint Black to match
Matthews MP33764 Black Indigo, satin
- P5** Paint White to match
Matthews MP32071 White Wonder, satin

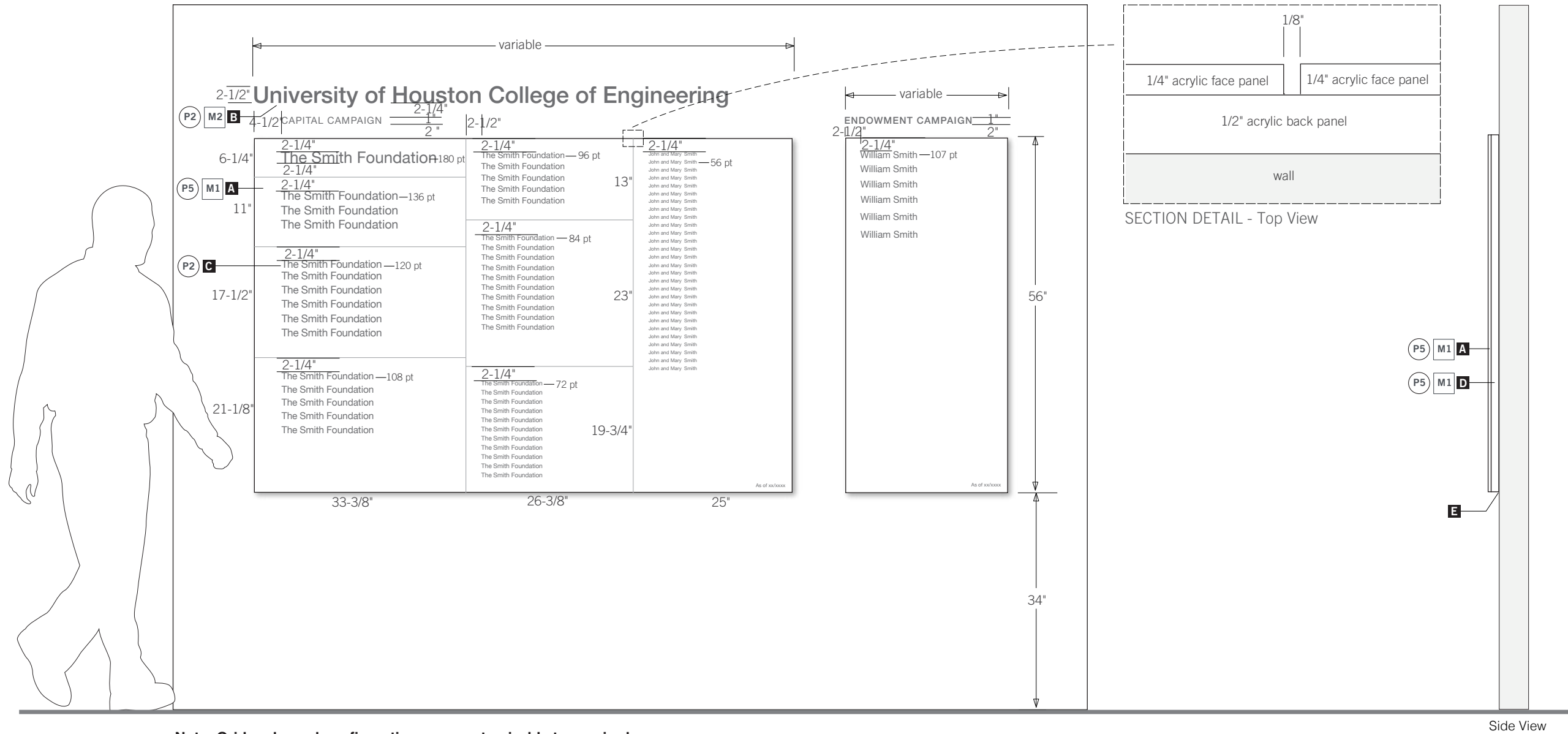
Material/Finishes

- M1** Material Painted Acrylic
- M2** Material Aluminum
- M3** Material Vinyl
- M4** Material Thermoform Acrylic
- M5** Material Stainless Steel - light non-directional finish

Sign Type
R3
Tribute
Plaque

Sheet
No.

20



Note: Grid and panel configurations are customizable to required listing categories and specific name listings. Illustrative example shown

ISSUE	DATE
REFERENCE SET	05.02.2022

University of Houston
Interior Sign Program



Fabrication Notes

- A** 1/4" acrylic panels with 1/8" square channels between panel. Channels created by spaced application of face panels to backer panel. Panels painted [MP32071 White Wonder, satin]
- B** Header text cut aluminum letters 3/16" thick, painted [MP10124 Gloomy Grey] Font - Helvetica Neue Medium, upper and lower case
- C** Donor listings screen printed to match [MP10124 Gloomy Grey] Font - Helvetica Neue Regular, upper and lower case
- D** 1/2" acrylic backer panel painted face and edges [MP32071 White Wonder, satin]
- E** Sign unit mounts to wall with studs and silicone

Paint Colors

- P1** Paint Logo Gray to match **Matthews MP03340 Grey Fog, satin**
- P2** Paint Dark Gray to match **Matthews MP10124 Gloomy Grey, satin**
- P3** Paint Red to match **Matthews MP12602 Scarlata, satin**
- P4** Paint Black to match **Matthews MP33764 Black Indigo, satin**
- P5** Paint White to match **Matthews MP32071 White Wonder, satin**

Material/Finishes

- M1** Material Painted Acrylic
- M2** Material Aluminum
- M3** Material Vinyl
- M4** Material Thermoform Acrylic
- M5** Material Stainless Steel - light non-directional finish

Sign Type
R4
Standard
Donor Wall

Sheet No.